



ELON
UNIVERSITY

School of
Education

Taskstream CT Orientation

October 10, 2019

What is Taskstream?



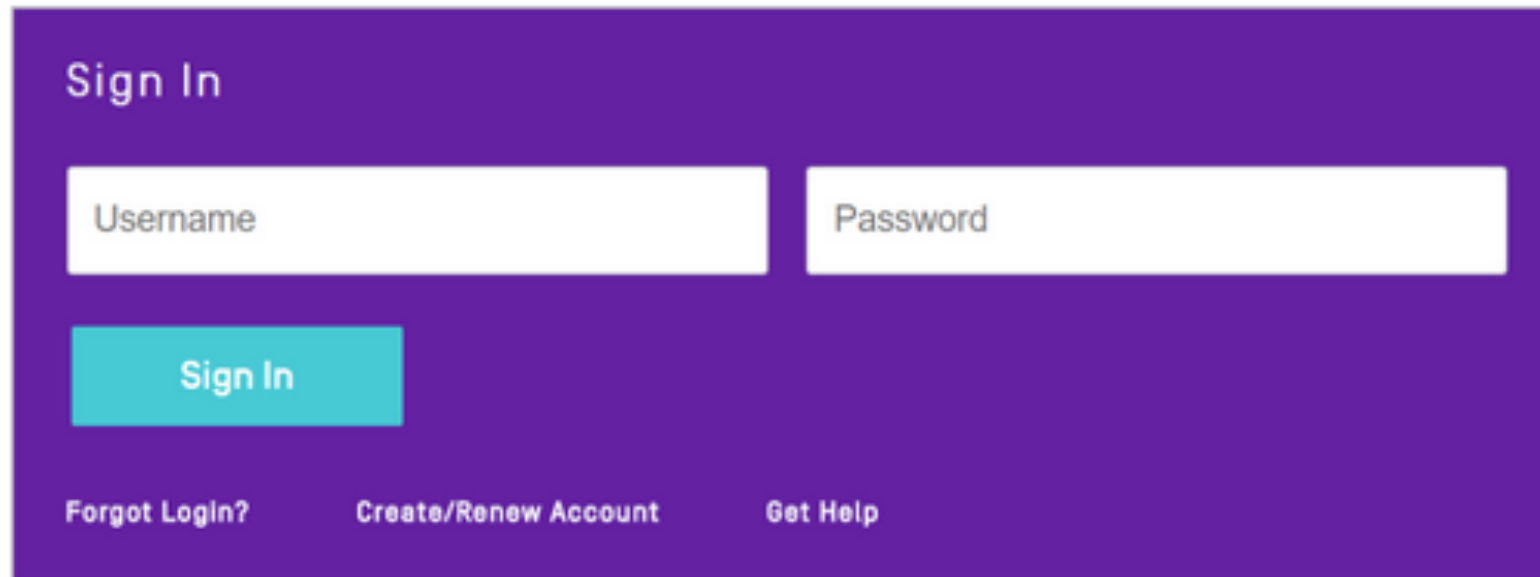
Taskstream is a cloud-based assessment platform.



Directed Response Folio (DRF)

Accessing Taskstream

To begin, go to login.taskstream.com and log in using your assigned username and password.

A screenshot of the Taskstream login page. The page has a purple background. At the top left, the text "Sign In" is displayed in white. Below this, there are two white input fields: "Username" on the left and "Password" on the right. Below the input fields is a teal button with the text "Sign In" in white. At the bottom of the page, there are three links in white text: "Forgot Login?", "Create/Renew Account", and "Get Help".

Sign In

Username Password

Sign In

[Forgot Login?](#) [Create/Renew Account](#) [Get Help](#)

DRF PROGRAM



2019-20 Senior Methods and Student Teaching >

Evaluation Required

0

Awaiting Release

0

Reports

Locating Work that Requires Evaluation – Option 1

ALL ITEMS


EVALUATION REQUIRED 1+

AWAITING RELEASE 1+

OUTSIDE EVAL REQUIRED

Locating Work that Requires Evaluation – Option 2

DRF PROGRAM

 DRF

2019-20 Senior Methods and Student Teaching >

Evaluation Required	0
Awaiting Release	0

[Reports](#)

Locating Work that Requires Evaluation – Option 3

Search for Individual to Evaluate

Search by first or last name :

SEARCH

Or... Search for Multiple people

Select Folio area to display :

- Show all available categories
- Fall
- Spring
- SPED Only - Spring
- edTPA
- NC DPI Licensure Test Scores

Select DRF Authors to display :

- All Individuals (do not filter)
- ONLY Individuals with items awaiting Evaluation

Select Time Slicing Options :

- Activity within last 6 months
- Any Time Period
- Activity In A Given Time Period Only

Include inactive subscribers

- Include **inactive** (expired) subscribers in search results

CONTINUE »

CT DISPOSITIONS

(no submission req'd
)

Release all for area



Evaluate

Evaluate Work

BACK TO EVALUATION GRID

SCORE WORK

CANCEL - EVALUATE LATER

No submission required.

Evaluate
Work

Using a Taskstream Rubric

Attached Standards:

Collapse All



Expand All

1. The candidate demonstrates passion and enthusiasm for teaching and working with children.

1 Fails to meet expectations

Reluctant to engage with children; says negative things about teaching and/or children

2 Meets expectations

Seeks various ways to interact with children; talks positively about teaching and children

3 Exceeds Expectations

Constantly seeks ways to engage and work with children; speaks with conviction about the dignity of the teaching profession

 Standards

SCORE

2

N/A

Save Draft

COMMENTS ON THIS CRITERION:

Adding a File

Attach files - Optional (Up to 3 files)

NAME	FILE (5 MB MAX)	VISIBLE TO AUTHOR?
<input type="text"/>	<input type="button" value="Choose File"/>	<input checked="" type="checkbox"/>

Submit Evaluation

Next Steps

Decide what to do with this evaluation

- Send back for revision**
This report will be sent back as a provisional evaluation to help guide the author's revision. The author will have to resubmit work in order to be re-evaluated.
 - Send external email notification
- Record as final but release evaluation to author later**
- Record as final and release evaluation to author now**
Author will immediately receive this evaluation report.
 - Send external email notification

CANCEL

CHECK SPELLING

SAVE DRAFT

PREVIEW

SUBMIT EVALUATION NOW

Need Assistance

Need Assistance ?

Client Support Assistance

Contact Taskstream's Client Support at
help@taskstream.com.

or

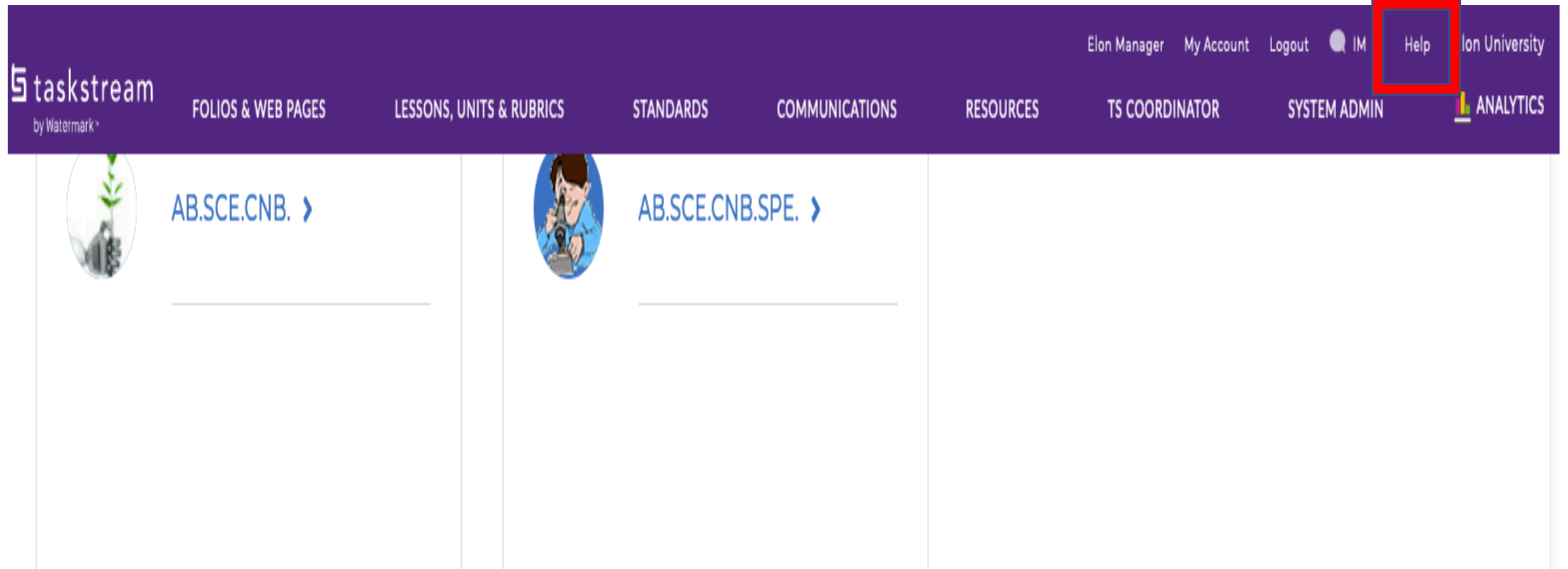
[1.800.311.5656](tel:18003115656)

In addition, you may wish to browse
our online help area .

- [Request Support](#)
- [View Online Documentation](#)



HELP



The screenshot displays the top navigation bar of the taskstream application. The bar is dark purple and contains the following elements from left to right: the taskstream logo (a stylized 'S' followed by the text 'taskstream by Watermark'), a series of menu items: 'FOLIOS & WEB PAGES', 'LESSONS, UNITS & RUBRICS', 'STANDARDS', 'COMMUNICATIONS', 'RESOURCES', 'TS COORDINATOR', 'SYSTEM ADMIN', and 'ANALYTICS'. On the far right of the bar, there are user-related links: 'Elon Manager', 'My Account', 'Logout', 'IM', 'Help', and 'Elon University'. The 'Help' link is highlighted with a red rectangular box. Below the navigation bar, the main content area is divided into two columns. The left column features a circular icon of a plant growing from a stack of books, with the text 'AB.SCE.CNB. >' below it. The right column features a circular icon of a person looking through a microscope, with the text 'AB.SCE.CNB.SPE. >' below it.

The help feature appears at the top right of every page.

Questions?



Katrice Hawthorne



khawthorne3@elon.edu



336-278-5910