



ELON
UNIVERSITY

FACT BOOK

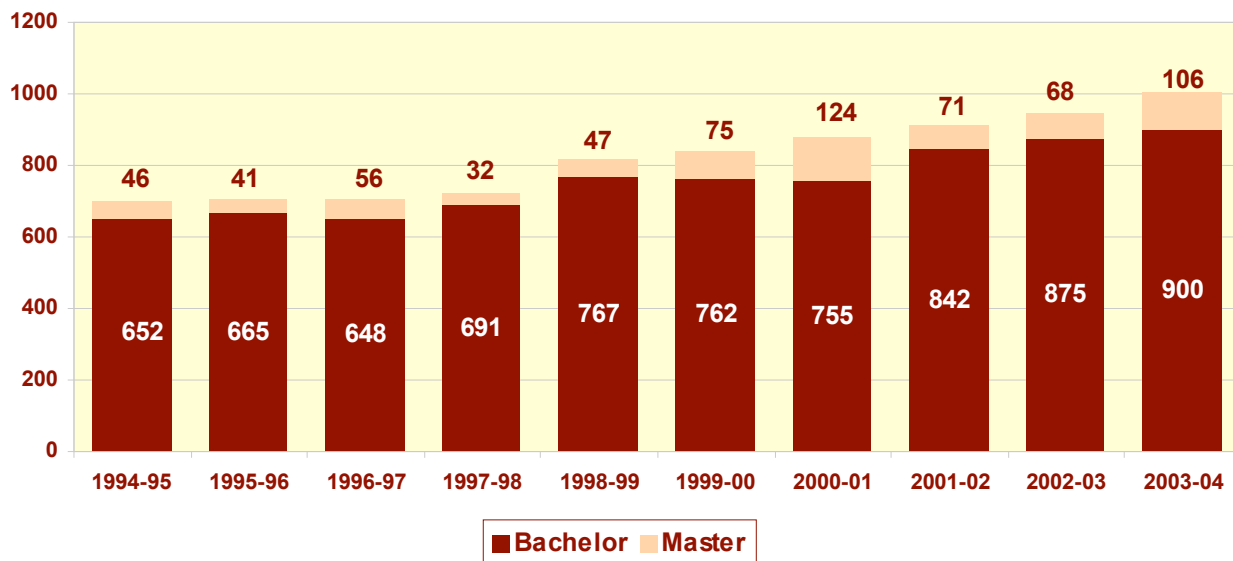
Graduation 2004-2005

Degrees Awarded	1
Degrees by Discipline	2
Honor Graduates.....	5
History of Graduates	6
Graduation Rates	7
Athletic Graduation Rates (<i>2004-05 updates to come</i>)	8

Degrees Awarded

In 2003-04 Elon awarded 1,006 degrees, not including double and triple majors.

Degrees Awarded



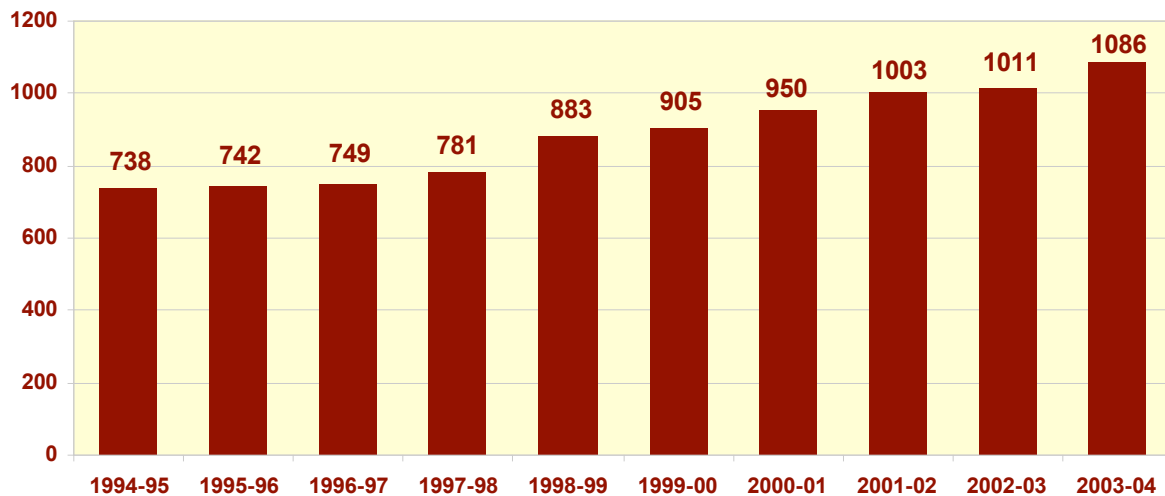
Elon University												
Degrees Awarded												
Graduation Year	BAA/									Bachelor	Graduate	Total
	BAS	BA	BS	BFA	MBA	MED	MPT	DPT				
1990-91	17	386	217	0	29	7	0	0	620	36	656	
1991-92	10	389	225	0	25	7	0	0	624	32	656	
1992-93	4	406	208	0	30	11	0	0	618	41	659	
1993-94	2	352	181	0	40	19	0	0	535	59	594	
1994-95	0	454	195	3	41	5	0	0	652	46	698	
1995-96	0	426	233	6	28	13	0	0	665	41	706	
1996-97	0	415	226	7	46	10	0	0	648	56	704	
1997-98	0	422	265	4	23	9	0	0	691	32	723	
1998-99	0	440	321	6	33	14	0	0	767	47	814	
1999-00	0	438	314	10	23	8	44	0	762	75	837	
2000-01	0	428	314	13	49	24	51	0	755	124	879	
2001-02	0	487	346	9	23	3	45	0	842	71	913	
2002-03	0	516	339	20	27	17	24	0	875	68	943	
2003-04	0	544	336	20	45	20	23	18	900	106	1,006	

SOURCE: Registrar

Degrees by Discipline

Including double and triple majors, Elon awarded 1,086 degrees in 2003-04. The top two disciplines with the highest number of degrees awarded are business administration with 188, followed by communications with 156.

*Total Degrees Awarded
Including Doubles & Triples*



The following tables show total degrees awarded by discipline for graduate and undergraduate majors

Elon University												
ALL Majors	1992-93	1993-94	1994-95	1995-96	1996-97	1997-98	1998-99	1999-00	2000-01	2001-02	2002-03	2003-04
Undergraduate	646	571	692	701	693	749	836	830	826	932	943	980
Graduate	41	59	46	41	56	32	47	75	124	71	68	106
TOTAL	687	630	738	742	749	781	883	905	950	1003	1011	1086

Elon University												
Majors	1992-93	1993-94	1994-95	1995-96	1996-97	1997-98	1998-99	1999-00	2000-01	2001-02	2002-03	2003-04
MBA	30	40	41	28	46	23	33	23	49	23	27	45
MED	11	19	5	13	10	9	14	8	24	3	17	20
MPT	0	0	0	0	0	0	0	44	51	45	24	23
DPT	0	0	0	0	0	0	0	0	0	0	0	18
TOTAL	41	59	46	41	56	32	47	75	124	71	68	106

Elon University

Undergraduate Majors	1992-93	1993-94	1994-95	1995-96	1996-97	1997-98	1998-99	1999-00	2000-01	2001-02	2002-03	2003-04
Accounting	27	28	39	28	29	30	22	21	19	33	25	29
Art	0	0	3	11	7	13	11	7	17	22	23	31
Biology	7	8	19	17	21	12	16	21	24	20	30	37
Business Adm.	113	93	77	113	97	121	156	173	165	191	188	194
Chemistry	3	3	6	9	5	10	7	3	4	7	4	8
Communications	91	80	92	92	91	97	95	134	134	156	156	177
Computer Info Sys*	-	-	-	-	-	-	-	-	-	-	1	10
Computer Sciences	2	4	9	8	6	7	4	7	6	13	9	6
Computer Sci/ Engineering	-	-	-	-	-	-	-	-	-	-	-	1
Cytotechnology	1	0	0	0	0	0	0	0	0	0	0	0
Dance	0	0	0	0	0	0	0	0	0	0	0	1
Economics	12	16	15	15	12	11	10	15	15	13	11	10
Elementary Education	43	26	49	51	47	45	70	47	53	56	53	61
English	36	29	29	37	35	42	22	30	17	26	34	46
Environmental Studies	0	0	0	0	8	4	17	9	9	8	9	11
Exercise Sport Sci*	-	-	-	-	-	-	-	-	-	-	17	14
Foreign Language	3	0	0	0	0	0	0	0	0	0	0	0
French	0	1	2	0	3	1	0	2	3	5	1	1
Health Education	3	2	0	5	2	2	6	2	1	3	0	0
History	48	46	56	30	37	25	28	18	20	23	30	24
Human Services	19	32	40	39	39	42	41	38	29	39	42	28
Independent	0	0	0	0	0	0	1	1	1	1	0	1
International Studies	0	0	0	1	6	8	12	8	16	18	18	16
Journalism	11	17	12	15	9	10	18	17	15	18	18	18
Leisure/Sports Mgmt	26	15	17	19	17	29	35	23	21	29	31	21
Mass Communication	0	1	0	0	0	0	0	0	0	0	0	0
Mathematics	14	9	4	8	6	4	10	9	9	13	12	10
Medical Technology	0	0	0	1	0	0	0	0	1	0	0	0
Middle Grades Ed.	5	6	4	11	6	8	8	4	6	2	7	6
Music	1	2	4	6	2	1	6	1	5	6	3	2
General Music	1	2	0	1	3	4	0	1	0	0	0	0
Music Education	0	1	2	1	4	1	3	4	1	5	6	4
Music Performance	0	0	0	0	0	0	5	2	2	1	8	2
Music Theatre	0	1	3	6	7	4	6	10	13	6	17	16
Philosophy	6	6	6	6	2	5	7	7	11	8	12	6
Physical Education	19	13	10	6	10	11	12	10	10	12	7	8
Physics	2	3	2	1	5	2	1	3	4	2	4	2
Political Science	36	35	42	31	41	44	37	29	29	29	28	32
Psychology	62	42	68	50	50	37	40	54	49	59	48	52
Public Administration	12	6	14	10	14	9	10	17	8	9	8	10
Radiologic Tech	0	2	0	0	0	0	0	0	0	0	0	0
Religious Studies	3	2	9	3	4	5	7	5	9	9	5	13
Science Education	2	1	3	4	3	3	3	1	2	0	2	0

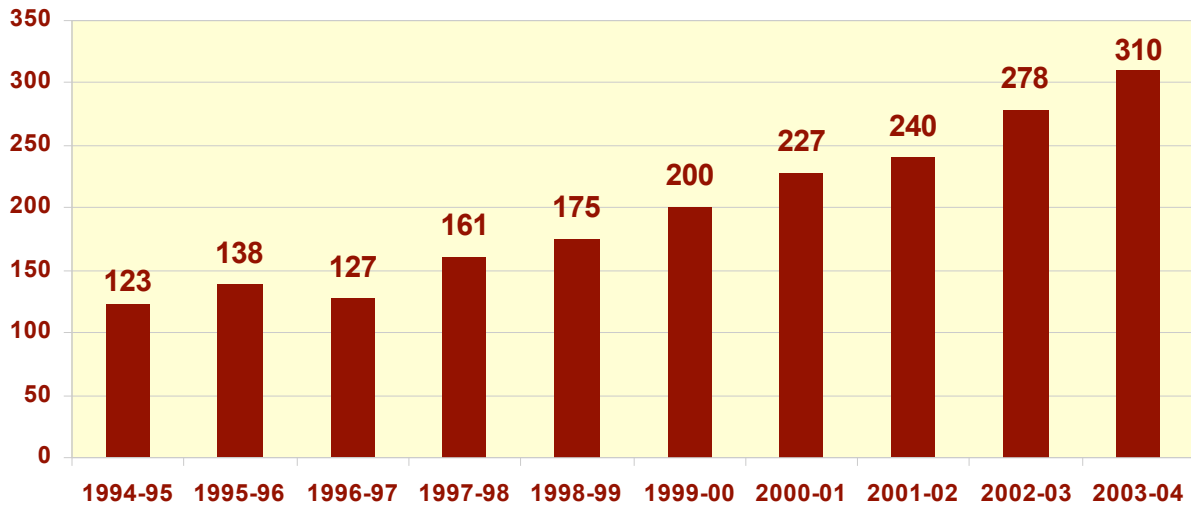
Social Science	7	9	9	8	3	2	0	0	0	0	0	0
Social Science Ed.	0	0	0	0	0	5	5	3	3	3	1	2
Sociology	19	16	14	13	18	18	17	17	10	8	18	21
Spanish	0	0	6	5	3	12	9	0	6	11	8	11
Special Education	0	0	0	0	5	9	19	20	19	19	15	11
Sports Medicine	6	11	26	37	34	51	55	53	57	44	22	19
Theatre Art	2	1	1	3	2	5	5	4	4	5	12	8
BAS	4	2	0	0	0	0	0	0	0	0	0	0
UNDERGRADUATE TOTAL	646	571	692	701	693	749	836	830	826	932	943	980

SOURCE: Registrar

Honor Graduates

In 2003-04 Elon had 310 honor graduates, or 34.4% of all graduates.

Students Graduating with Honors



Elon University						
<u>Academic Year</u>	<u>Total Graduates</u>	<u>Cumma</u>	<u>Magna</u>	<u>Summa</u>	<u>Total Honors</u>	<u>Percent of Total</u>
1989-90	599	47	18	12	77	12.9%
1990-91	656	60	15	7	82	12.5%
1991-92	656	55	28	13	96	14.6%
1992-93	659	59	22	16	97	14.7%
1993-94	594	44	21	11	76	12.8%
1994-95	698	75	36	12	123	17.6%
1995-96	706	95	35	8	138	19.5%
1996-97	704	83	37	7	127	18.0%
1997-98	723	109	35	17	161	22.3%
1998-99	814	106	60	9	175	21.5%
1999-00	837	134	50	16	200	23.9%
2000-01	879	133	70	24	227	25.9%
2001-02	913	154	66	20	240	26.3%
2002-03	943	185	75	18	278	29.4%
2003-04	1,006	195	91	24	310	34.4%

SOURCE: Registrar

History of Graduates

In 1891 Elon University's first graduating class consisted of 3 students. Elon's alumni currently total over 24,500.

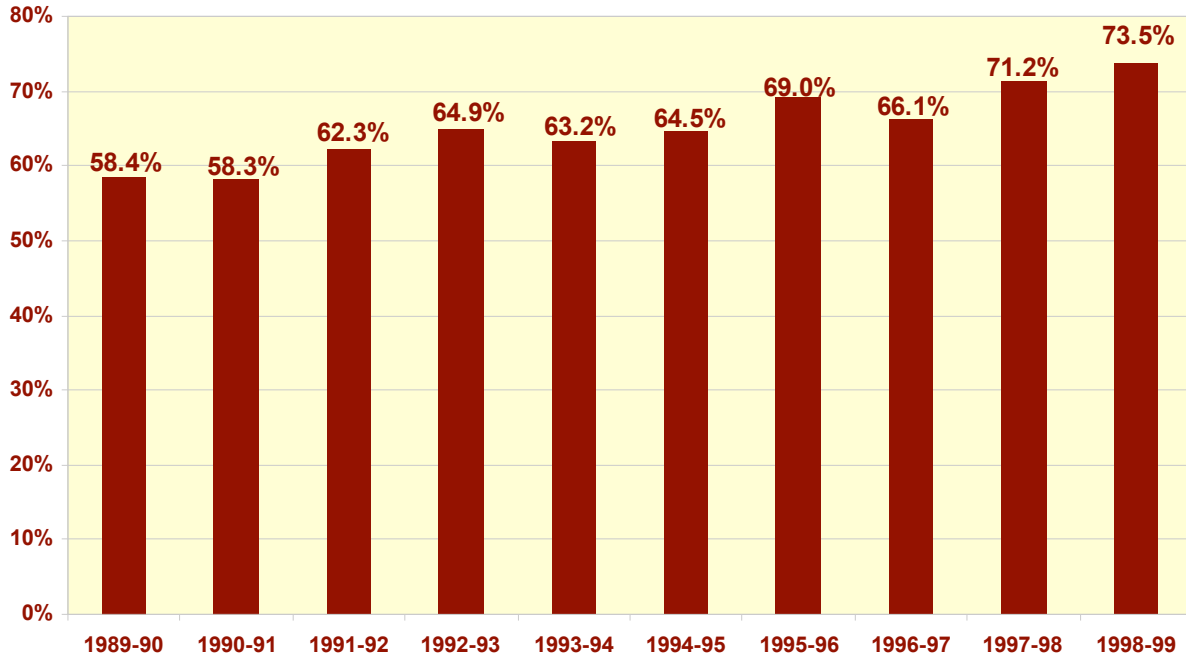
Elon University							
<u>Year</u>	<u>Graduates</u>	<u>Year</u>	<u>Graduates</u>	<u>Year</u>	<u>Graduates</u>	<u>Year</u>	<u>Graduates</u>
1891	3	1923	41	1955	100	1987	493
1892	1	1924	34	1956	133	1988	494
1893	10	1925	41	1957	151	1989	597
1894	8	1926	31	1958	165	1990	599
1895	5	1927	51	1959	198	1991	656
1896	10	1928	55	1960	146	1992	656
1897	2	1929	56	1961	131	1993	659
1898	7	1930	57	1962	135	1994	594
1899	12	1931	48	1963	134	1995	698
1900	5	1932	60	1964	144	1996	706
1901	7	1933	44	1965	159	1997	704
1902	8	1934	34	1966	209	1998	723
1903	5	1935	30	1967	183	1999	814
1904	11	1936	40	1968	233	2000	837
1905	14	1937	46	1969	310	2001	879
1906	8	1938	63	1970	314	2002	913
1907	13	1939	67	1971	330	2003	943
1908	7	1940	70	1972	359	2004	1,006
1909	9	1941	70	1973	362	TOTAL	24,532
1910	11	1942	71	1974	322		
1911	17	1943	48	1975	362		
1912	16	1944	32	1976	440		
1913	11	1945	27	1977	358		
1914	17	1946	39	1978	367		
1915	22	1947	63	1979	353		
1916	14	1948	79	1980	357		
1917	33	1949	112	1981	382		
1918	34	1950	154	1982	404		
1919	23	1951	176	1983	449		
1920	29	1952	127	1984	440		
1921	34	1953	101	1985	468		
1922	39	1954	101	1986	451		

SOURCE: Registrar

Graduation Rates

Elon's most recent six-year graduation rate is 73.5% (1998-99). The most recent five-year graduation rate, 75.6% for 1999-00, is an increase over the 1998-99 rate of 72.8%. When comparing selective private master's degree granting institutions, the national average 5-year graduation rate is 62.1%.*

6 Year Graduation Rate



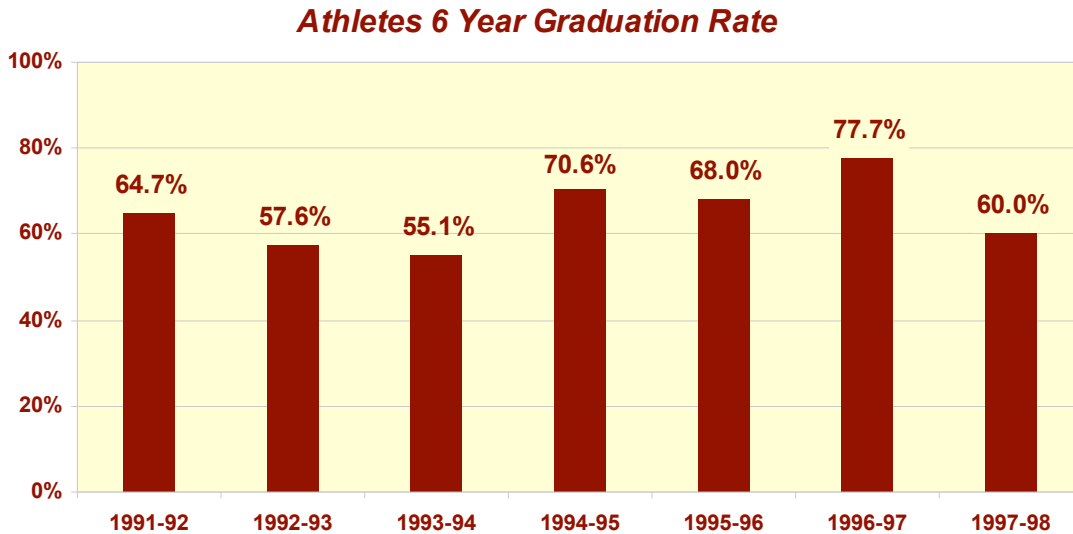
Elon University			
Graduation Rates			
<u>Freshman Year</u>	4-Year Rate	5-Year Rate	6-Year Rate
1989-90	45.9%	57.2%	58.4%
1990-91	43.2%	56.9%	58.3%
1991-92	50.1%	61.5%	62.3%
1992-93	54.7%	64.5%	64.9%
1993-94	53.0%	63.1%	63.2%
1994-95	54.8%	63.6%	64.5%
1995-96	60.4%	68.5%	69.0%
1996-97	58.5%	65.2%	66.1%
1997-98	61.6%	70.5%	71.2%
1998-99	65.3%	72.8%	73.5%
1999-00	69.3%	75.6%	NA
2000-01	65.2%	NA	NA

SOURCE: Institutional Research

* 2003: ACT, National Collegiate Dropout and Graduation Rates

Athletic Graduation Rates (2004-05 academic year updates to come)

The most recent 6-year graduation rate for athletes decreased from 77.7% to 60.0%.



Elon University		
6 Year Graduation Rates		
<u>Freshman Year</u>	<u>Athletes</u>	<u>All Students</u>
1991-92	64.7%	62.3%
1992-93	57.6%	64.9%
1993-94	55.1%	63.2%
1994-95	70.6%	64.5%
1995-96	68.0%	69.0%
1996-97	77.7%	66.1%
1997-98	60.0%	71.2%
1998-99	NA	73.5%

Student Athletes are athletes that receive athletic aid upon initial enrollment into the institution

SOURCE: Institutional Research & Athletics