

ELON UNIVERSITY

FACT BOOK

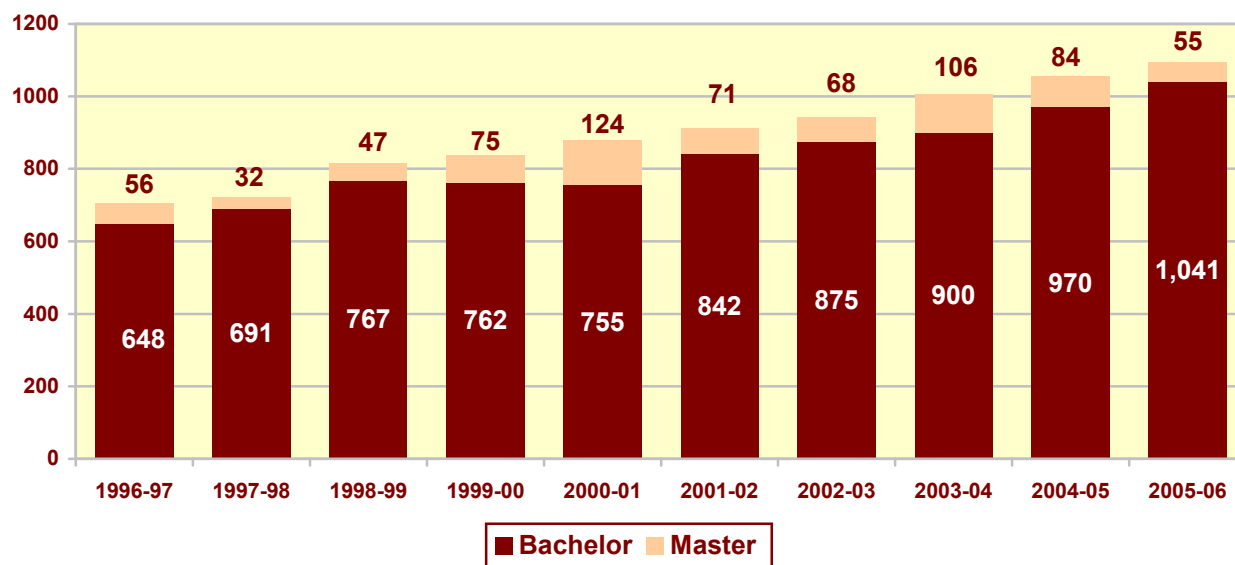
Graduation 2006-07

Degrees Awarded	1
Degrees by Discipline	2
Honor Graduates.....	5
History of Graduates	6
Graduation Rates	7
Athletic Graduation Rates <i>(2005-06 updates to come)</i>	8

Degrees Awarded

In 2005-06, Elon awarded 1,041 undergraduate degrees.

Degrees Awarded



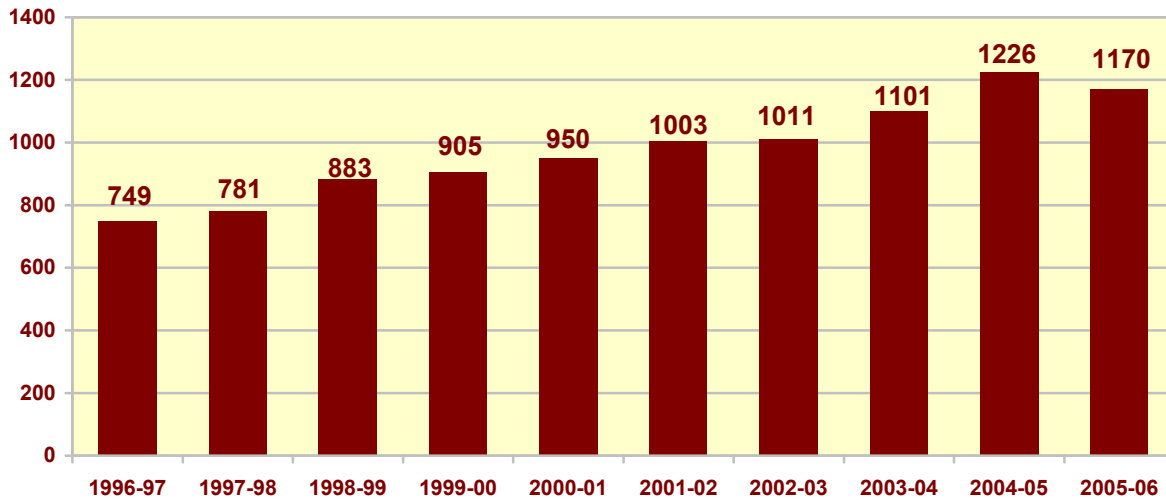
Elon University											
Degrees Awarded											
Graduation Year	BAA/ BAS	AB	BS	BFA	MBA	MED	MPT	DPT	Bachelor	Graduate	Total
1990-91	17	386	217	0	29	7	0	Na	620	36	656
1991-92	10	389	225	0	25	7	0	Na	624	32	656
1992-93	4	406	208	0	30	11	0	Na	618	41	659
1993-94	2	352	181	0	40	19	0	Na	535	59	594
1994-95	0	454	195	3	41	5	0	Na	652	46	698
1995-96	0	426	233	6	28	13	0	Na	665	41	706
1996-97	0	415	226	7	46	10	0	Na	648	56	704
1997-98	0	422	265	4	23	9	0	Na	691	32	723
1998-99	0	440	321	6	33	14	0	Na	767	47	814
1999-00	0	438	314	10	23	8	44	Na	762	75	837
2000-01	0	427	314	13	49	24	51	Na	754	124	878
2001-02	0	487	346	9	23	3	45	Na	842	71	913
2002-03	0	516	339	20	27	17	24	Na	875	68	943
2003-04	0	544	336	20	45	20	23	33	900	121	1,021
2004-05	0	625	327	18	27	27	0	52	970	106	1,076
2005-06	0	618	397	26	25	30	0	*	1,041	55*	1,096*

SOURCE: Registrar, * will be updated in December with the DPT graduating class

Degrees by Discipline

Including double, triple and graduate degrees, Elon awarded 1,170 degrees in 2005-6 (not including DPT 2006 December graduates). The top two disciplines with the highest number of degrees awarded are business administration with 196, followed by communications with 185.

*Total Degrees Awarded
Including Doubles & Triples*



The following tables show total degrees awarded by discipline for graduate and undergraduate majors.

Majors	1995-96	1996-97	1997-98	1998-99	1999-00	2000-01	2001-02	2002-03	2003-04	2004-05	2005-06
Undergraduate	701	693	749	836	830	826	932	943	980	1120	1,115
Graduate	41	56	32	47	75	124	71	68	121	106	55*
TOTAL	742	749	781	883	905	950	1,003	1,011	1,101	1,226	1,170*

Majors	1995-96	1996-97	1997-98	1998-99	1999-00	2000-01	2001-02	2002-03	2003-04	2004-05	2005-06
MBA	28	46	23	33	23	49	23	27	45	27	25
MED	13	10	9	14	8	24	3	17	20	27	30
MPT	0	0	0	0	44	51	45	24	23	0	0
DPT	0	0	0	0	0	0	0	0	33	52	*
TOTAL	41	56	32	47	75	124	71	68	121	106	55*

* will be updated in December with the DPT graduating class

Undergraduate Majors	1995-96	1996-97	1997-98	1998-99	1999-00	2000-01	2001-02	2002-03	2003-04	2004-05	2005-06
Accounting	28	29	30	22	21	19	33	25	29	38	48
Athletic Training	-	-	-	-	-	-	-	-	-	2	7
Art	11	7	13	11	7	17	22	23	31	24	16
Biology	17	21	12	16	21	24	20	30	37	26	34
Business Adm.	113	97	121	156	173	165	191	188	194	206	196
Chemistry	9	5	10	7	3	4	7	4	8	4	11
Chemistry/ Chem. Engineering	-	-	-	-	-	-	-	-	-	-	1
Communications	92	91	97	95	134	134	156	156	177	204	185
Computer Info Sys*	-	-	-	-	-	-	-	1	10	13	5
Computer Sciences	8	6	7	4	7	6	13	9	6	9	4
Computer Sci/ Engineering	-	-	-	-	-	-	-	-	1	0	0
Dance	0	0	0	0	0	0	0	0	1	3	5
Economics	15	12	11	10	15	15	13	11	10	14	12
Elementary Education	51	47	45	70	47	53	56	53	61	61	55
Engineering Math.	-	-	-	-	-	-	-	-	-	-	1
Engineering Physics	-	-	-	-	-	-	-	-	-	-	1
English	37	35	42	22	30	17	26	34	46	37	41
Environmental Studies	0	8	4	17	9	9	8	9	11	6	2
Exercise Sport Sci*	-	-	-	-	-	-	-	17	14	25	50
French	0	3	1	0	2	3	5	1	1	3	2
Health Education	5	2	2	6	2	1	3	0	0	1	0
History	30	37	25	28	18	20	23	30	24	23	29
Human Services	39	39	42	41	38	29	39	42	28	40	42
Independent International Studies	0	0	0	1	1	1	1	0	1	3	0
Journalism	1	6	8	12	8	16	18	18	16	44	34
Leisure/Sports Mgmt	15	9	10	18	17	15	18	18	18	23	22
Mathematics	19	17	29	35	23	21	29	31	21	29	41
Medical Technology	8	6	4	10	9	9	13	12	10	10	9
Middle Grades Ed.	1	0	0	0	0	1	0	0	0	1	0
Music	11	6	8	8	4	6	2	7	6	4	5
General Music	6	2	1	6	1	5	6	3	2	4	7
Music Education	1	3	4	0	1	0	0	0	0	0	0
Music Performance	1	4	1	3	4	1	5	6	4	1	8
Music Theatre	0	0	0	5	2	2	1	8	2	0	2
Philosophy	6	7	4	6	10	13	6	17	16	11	19
Physical Education	6	2	5	7	7	11	8	12	6	9	14
Physics	6	10	11	12	10	10	12	7	8	9	4
Political Science	1	5	2	1	3	4	2	4	2	2	2
Psychology	31	41	44	37	29	29	29	28	32	54	44
	50	50	37	40	54	49	59	48	52	69	79

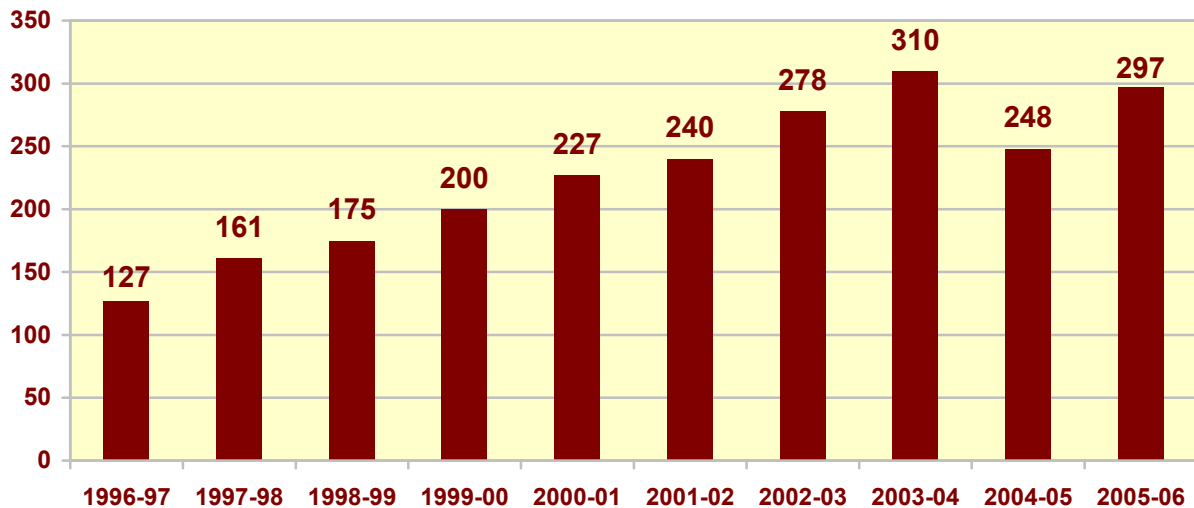
Public Administration	10	14	9	10	17	8	9	8	10	17	17
Religious Studies	3	4	5	7	5	9	9	5	13	10	8
Science Education	4	3	3	3	1	2	0	2	0	3	3
Social Science	8	3	2	0	0	0	0	0	0	0	0
Social Science Ed.	0	0	5	5	3	3	3	1	2	0	3
Sociology	13	18	18	17	17	10	8	18	21	22	16
Spanish	5	3	12	9	0	6	11	8	11	11	8
Special Education	0	5	9	19	20	19	19	15	11	18	11
Sports Medicine	37	34	51	55	53	57	44	22	19	9	0
Theatre Art	3	2	5	5	4	4	5	12	8	12	8
Theatre Studies	-	-	-	-	-	-	-	-	-	-	1
Theatrical Design & Production	-	-	-	-	-	-	-	-	-	3	3
UNDERGRADUATE TOTAL	701	693	749	836	830	826	932	943	980	1120	1115

SOURCE: Registrar

Honor Graduates

In 2005-06 Elon had 297 honor graduates, or 28.5% of all undergraduates (unduplicated headcount).

Students Graduating with Honors



Elon University						
<u>Academic Year</u>	Total Under-graduates	Cumma	Magna	Summa	Total Honors	Percent of Total
1989-90	599	47	18	12	77	12.9%
1990-91	620	60	15	7	82	13.2%
1991-92	624	55	28	13	96	15.4%
1992-93	618	59	22	16	97	15.7%
1993-94	535	44	21	11	76	14.2%
1994-95	652	75	36	12	123	18.9%
1995-96	665	95	35	8	138	20.8%
1996-97	648	83	37	7	127	19.6%
1997-98	691	109	35	17	161	23.3%
1998-99	767	106	60	9	175	22.8%
1999-00	762	134	50	16	200	26.2%
2000-01	754	133	70	24	227	30.1%
2001-02	842	154	66	20	240	28.5%
2002-03	875	185	75	18	278	31.8%
2003-04	900	195	91	24	310	34.4%
2004-05	970	137	89	22	248	25.6%
2005-06	1,041	160	109	28	297	28.5%

SOURCE: Registrar

History of Graduates

In 1891 Elon University's first graduating class consisted of 3 students. Elon's alumni currently total over 26,700*.

Elon University							
<u>Year</u>	<u>Graduates</u>	<u>Year</u>	<u>Graduates</u>	<u>Year</u>	<u>Graduates</u>	<u>Year</u>	<u>Graduates</u>
1891	3	1923	41	1955	100	1987	493
1892	1	1924	34	1956	133	1988	494
1893	10	1925	41	1957	151	1989	597
1894	8	1926	31	1958	165	1990	599
1895	5	1927	51	1959	198	1991	656
1896	10	1928	55	1960	146	1992	656
1897	2	1929	56	1961	131	1993	659
1898	7	1930	57	1962	135	1994	594
1899	12	1931	48	1963	134	1995	698
1900	5	1932	60	1964	144	1996	706
1901	7	1933	44	1965	159	1997	704
1902	8	1934	34	1966	209	1998	723
1903	5	1935	30	1967	183	1999	814
1904	11	1936	40	1968	233	2000	837
1905	14	1937	46	1969	310	2001	879
1906	8	1938	63	1970	314	2002	913
1907	13	1939	67	1971	330	2003	943
1908	7	1940	70	1972	359	2004	1,021
1909	9	1941	70	1973	362	2005	1,076
1910	11	1942	71	1974	322	2006	1,096*
1911	17	1943	48	1975	362	TOTAL	26,719
1912	16	1944	32	1976	440		
1913	11	1945	27	1977	358		
1914	17	1946	39	1978	367		
1915	22	1947	63	1979	353		
1916	14	1948	79	1980	357		
1917	33	1949	112	1981	382		
1918	34	1950	154	1982	404		
1919	23	1951	176	1983	449		
1920	29	1952	127	1984	440		
1921	34	1953	101	1985	468		
1922	39	1954	101	1986	451		

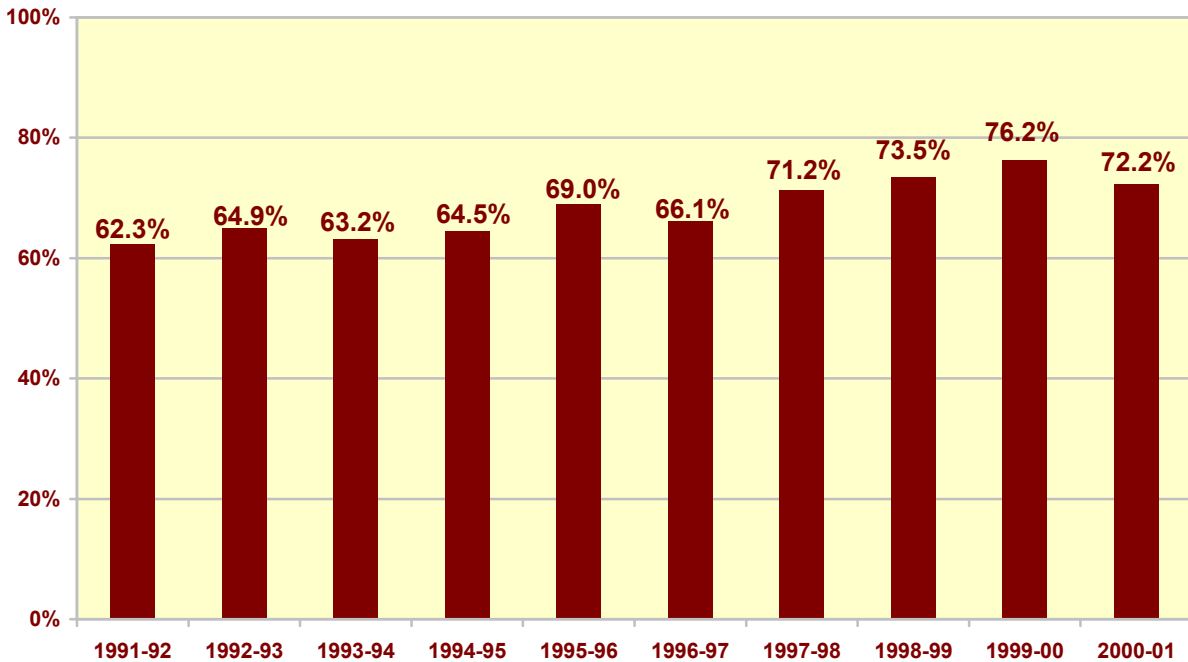
SOURCE: Registrar

* will be updated in December with the DPT graduating class

Graduation Rates

Elon's most recent six-year graduation rate is 76.2% (2000-01). The most recent five-year graduation rate is 72.3% for 2001-02. When comparing selective private institutions, the national average 5-year graduation rate is 65.4%.*

6 Year Graduation Rate



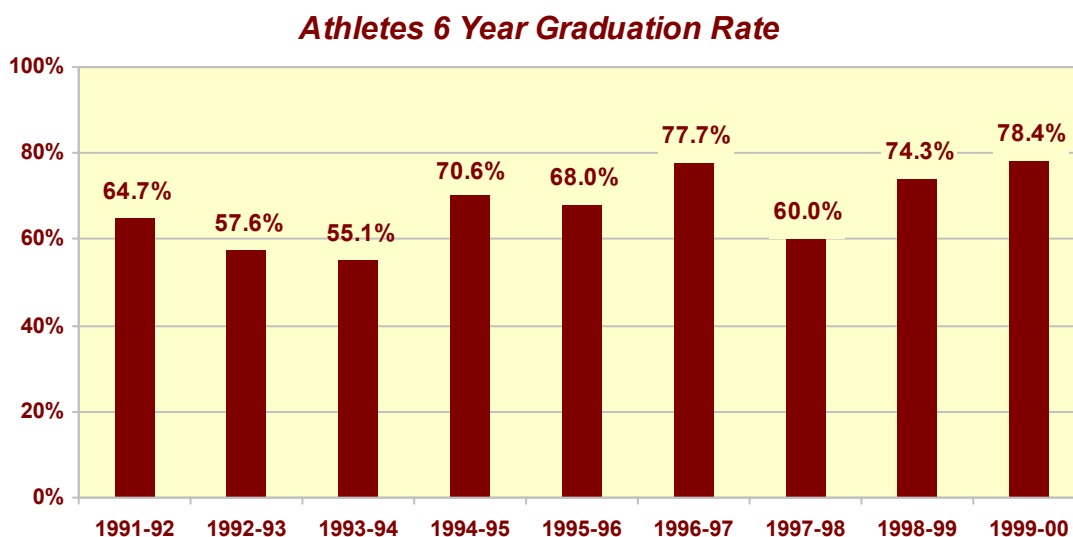
Elon University			
Graduation Rates			
Freshman Year	4-Year Rate	5-Year Rate	6-Year Rate
1989-90	45.9%	57.2%	58.4%
1990-91	43.2%	56.9%	58.3%
1991-92	50.1%	61.5%	62.3%
1992-93	54.7%	64.5%	64.9%
1993-94	53.0%	63.1%	63.2%
1994-95	54.8%	63.6%	64.5%
1995-96	60.4%	68.5%	69.0%
1996-97	58.5%	65.2%	66.1%
1997-98	61.6%	70.5%	71.2%
1998-99	65.3%	72.8%	73.5%
1999-00	69.3%	75.6%	76.2%
2000-01	65.2%	71.8%	72.2%
2001-02	65.8%	72.3%	NA
2002-03	72.0%	NA	NA

SOURCE: Institutional Research

*SOURCE: 2005: ACT Institutional Data File

Athletic Graduation Rates

The most recent 6-year graduation rate for athletes increased from 74.3% to 78.4%.



Elon University		
6 Year Graduation Rates		
Freshman Year	Athletes	All Students
1991-92	64.7%	62.3%
1992-93	57.6%	64.9%
1993-94	55.1%	63.2%
1994-95	70.6%	64.5%
1995-96	68.0%	69.0%
1996-97	77.7%	66.1%
1997-98	60.0%	71.2%
1998-99	74.3%	73.5%
1999-00	78.4%	76.2%
2000-01	NA	72.2%

Student Athletes are athletes that receive athletic aid upon initial enrollment into the institution

SOURCE: Institutional Research & Athletics