

# ELON UNIVERSITY

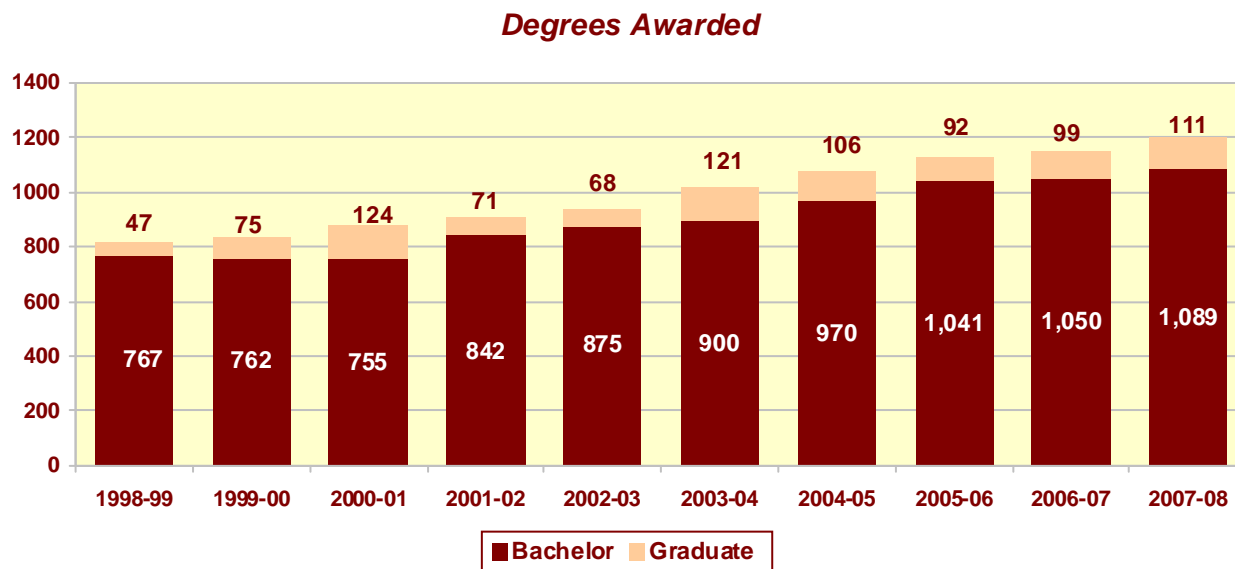
## FACT BOOK

### Graduation 2008-09

Degrees Awarded .....	1
Degrees by Discipline .....	2
Honor Graduates.....	5
History of Graduates .....	6
Graduation Rates .....	7
Athletic Graduation Rates .....	8

## Degrees Awarded

In 2007-08, Elon awarded 1,089 undergraduate degrees.



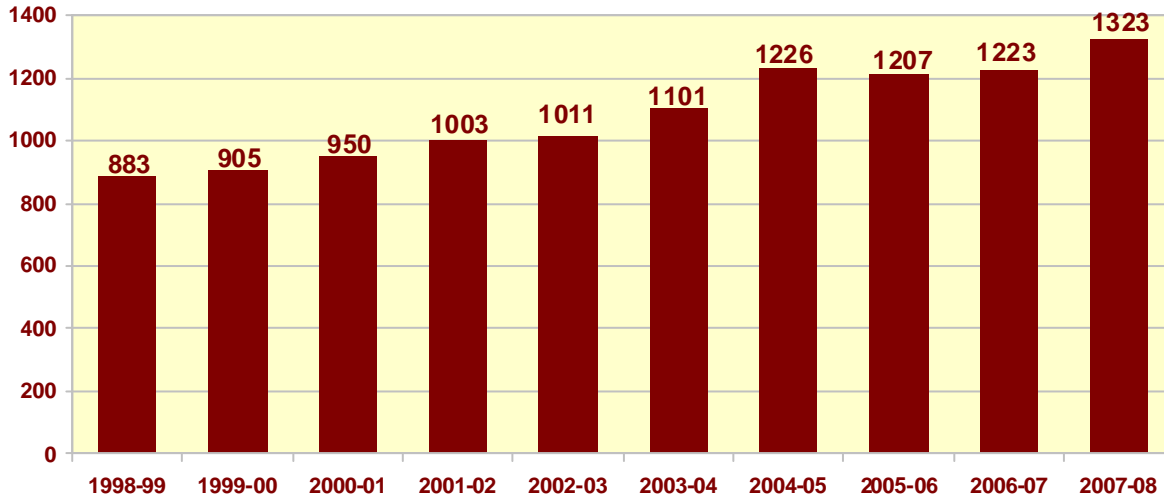
Elon University Degrees Awarded											
Graduation Year	BAA/								Bachelor	Graduate	Total
	BAS	AB	BS	BFA	MBA	MED	MPT	DPT			
1990-91	17	386	217	0	29	7	0	Na	620	36	656
1991-92	10	389	225	0	25	7	0	Na	624	32	656
1992-93	4	406	208	0	30	11	0	Na	618	41	659
1993-94	2	352	181	0	40	19	0	Na	535	59	594
1994-95	0	454	195	3	41	5	0	Na	652	46	698
1995-96	0	426	233	6	28	13	0	Na	665	41	706
1996-97	0	415	226	7	46	10	0	Na	648	56	704
1997-98	0	422	265	4	23	9	0	Na	691	32	723
1998-99	0	440	321	6	33	14	0	Na	767	47	814
1999-00	0	438	314	10	23	8	44	Na	762	75	837
2000-01	0	427	314	13	49	24	51	Na	754	124	878
2001-02	0	487	346	9	23	3	45	Na	842	71	913
2002-03	0	516	339	20	27	17	24	Na	875	68	943
2003-04	0	544	336	20	45	20	23	33	900	121	1,021
2004-05	0	625	327	18	27	27	0	52	970	106	1,076
2005-06	0	618	397	26	25	30	0	37	1,041	92	1,133
2006-07	0	609	418	23	37	29	0	33	1,050	99	1,149
2007-08	0	645	422	22	39	27	0	45	1,089	111	1,216

SOURCE: Registrar

## Degrees by Discipline

Including double, triple and graduate degrees, Elon awarded 1,323 degrees in 2007-08. The top two disciplines with the highest number of degrees awarded are business administration with 212, followed by communications with 176.

*Total Degrees Awarded  
Including Doubles & Triples*



The following tables show total degrees awarded by discipline for graduate and undergraduate majors.

Majors	1996-97	1997-98	1998-99	1999-00	2000-01	2001-02	2002-03	2003-04	2004-05	2005-06	2006-07	2007-08
<b>Undergraduate</b>	693	749	836	830	826	932	943	980	1120	1,115	1,124	1,212
<b>Graduate</b>	56	32	47	75	124	71	68	121	106	92	99	111
<b>TOTAL</b>	<b>749</b>	<b>781</b>	<b>883</b>	<b>905</b>	<b>950</b>	<b>1,003</b>	<b>1,011</b>	<b>1,101</b>	<b>1,226</b>	<b>1,207</b>	<b>1,223</b>	<b>1,323</b>

Majors	1996-97	1997-98	1998-99	1999-00	2000-01	2001-02	2002-03	2003-04	2004-05	2005-06	2006-07	2007-08
<b>MBA</b>	46	23	33	23	49	23	27	45	27	25	37	39
<b>MED</b>	10	9	14	8	24	3	17	20	27	30	29	27
<b>MPT</b>	0	0	0	44	51	45	24	23	0	0	0	0
<b>DPT</b>	0	0	0	0	0	0	0	33	52	37	33	45
<b>TOTAL</b>	<b>56</b>	<b>32</b>	<b>47</b>	<b>75</b>	<b>124</b>	<b>71</b>	<b>68</b>	<b>121</b>	<b>106</b>	<b>92</b>	<b>99</b>	<b>111</b>

Undergraduate Majors	1996-97	1997-98	1998-99	1999-00	2000-01	2001-02	2002-03	2003-04	2004-05	2005-06	2006-07	2007-08
Accounting	29	30	22	21	19	33	25	29	38	48	46	55
Athletic Training	-	-	-	-	-	-	-	-	2	7	6	2
Art	7	13	11	7	17	22	23	31	24	16	23	24
Biology	21	12	16	21	24	20	30	37	26	34	33	44
Business Adm.	97	121	156	173	165	191	188	194	206	196	208	212
Chemistry	5	10	7	3	4	7	4	8	4	11	7	5
Chemistry/ Chem. Engineering	-	-	-	-	-	-	-	-	-	1	0	0
Communications	91	97	95	134	134	156	156	177	204	185	181	176
Computer Info Sys*	-	-	-	-	-	-	1	10	13	5	3	11
Computer Sciences	6	7	4	7	6	13	9	6	9	4	8	8
Computer Sci/ Engineering	-	-	-	-	-	-	-	1	0	0	0	0
Dance	0	0	0	0	0	0	0	1	3	5	6	13
Economics	12	11	10	15	15	13	11	10	14	12	13	19
Elementary Education	47	45	70	47	53	56	53	61	61	55	56	44
Engineering Math.	-	-	-	-	-	-	-	-	-	1	2	1
Engineering Physics	-	-	-	-	-	-	-	-	-	1	5	1
English	35	42	22	30	17	26	34	46	37	41	43	34
Environmental Studies	8	4	17	9	9	8	9	11	6	2	11	11
Exercise Sport Sci*	-	-	-	-	-	-	17	14	25	50	50	51
French	3	1	0	2	3	5	1	1	3	2	2	0
Health Education	2	2	6	2	1	3	0	0	1	0	1	0
History	37	25	28	18	20	23	30	24	23	29	38	35
Human Services	39	42	41	38	29	39	42	28	40	42	43	49
Independent International Studies	0	0	1	1	1	1	0	1	3	0	3	1
Journalism	6	8	12	8	16	18	18	16	44	34	33	59
Leisure & Sport Mgmt	9	10	18	17	15	18	18	18	23	22	26	34
Mathematics	17	29	35	23	21	29	31	21	29	41	40	36
Medical Technology	6	4	10	9	9	13	12	10	10	9	7	7
Middle Grades Ed.	0	0	0	0	1	0	0	0	1	0	0	0
Music	6	8	8	4	6	2	7	6	4	5	7	6
General Music	2	1	6	1	5	6	3	2	4	7	4	2
Music Education	3	4	0	1	0	0	0	0	0	0	0	0
Music Performance	4	1	3	4	1	5	6	4	1	8	6	2
Music Theatre	0	0	5	2	2	1	8	2	0	2	2	7
Philosophy	7	4	6	10	13	6	17	16	11	19	14	13
Physical Education	2	5	7	7	11	8	12	6	9	14	11	4
Physical Education and Health	10	11	12	10	10	12	7	8	9	4	4	1
Physics	0	0	0	0	0	0	0	0	0	0	2	6
Political Science	5	2	1	3	4	2	4	2	2	2	6	7
	41	44	37	29	29	29	28	32	54	44	37	73

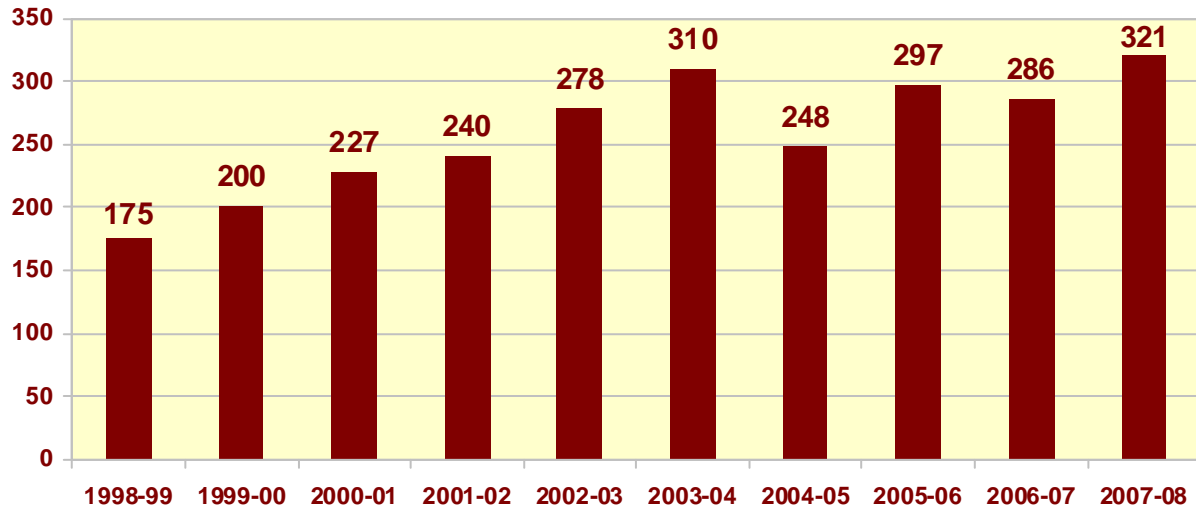
<b>Psychology</b>	50	37	40	54	49	59	48	52	69	79	63	79
<b>Public Administration</b>	14	9	10	17	8	9	8	10	17	17	9	11
<b>Religious Studies</b>	4	5	7	5	9	9	5	13	10	8	14	14
<b>Science Education</b>	3	3	3	1	2	0	2	0	3	3	1	1
<b>Social Science</b>	3	2	0	0	0	0	0	0	0	0	0	0
<b>Social Science Ed.</b>	0	5	5	3	3	3	1	2	0	3	0	0
<b>Sociology</b>	18	18	17	17	10	8	18	21	22	16	17	18
<b>Spanish</b>	3	12	9	0	6	11	8	11	11	8	12	7
<b>Special Education</b>	5	9	19	20	19	19	15	11	18	11	4	10
<b>Sports Medicine</b>	34	51	55	53	57	44	22	19	9	0	0	0
<b>Theatre Art</b>	2	5	5	4	4	5	12	8	12	8	12	11
<b>Theatre Studies</b>	-	-	-	-	-	-	-	-	-	1	2	3
<b>Theatrical Design &amp; Production</b>	-	-	-	-	-	-	-	-	3	3	3	2
<b>UNDERGRADUATE TOTAL</b>	<b>693</b>	<b>749</b>	<b>836</b>	<b>830</b>	<b>826</b>	<b>932</b>	<b>943</b>	<b>980</b>	<b>1,120</b>	<b>1,115</b>	<b>1,124</b>	<b>1,212</b>

SOURCE: Registrar

## Honor Graduates

In 2007-08 Elon had 321 honor graduates, or 29.5% of all undergraduates (unduplicated headcount).

*Students Graduating with Honors*



<b>Elon University</b>						
<u>Academic Year</u>	<u>Total Under-graduates</u>	<u>Cumma</u>	<u>Magna</u>	<u>Summa</u>	<u>Total Honors</u>	<u>Percent of Total</u>
1989-90	599	47	18	12	77	12.9%
1990-91	620	60	15	7	82	13.2%
1991-92	624	55	28	13	96	15.4%
1992-93	618	59	22	16	97	15.7%
1993-94	535	44	21	11	76	14.2%
1994-95	652	75	36	12	123	18.9%
1995-96	665	95	35	8	138	20.8%
1996-97	648	83	37	7	127	19.6%
1997-98	691	109	35	17	161	23.3%
1998-99	767	106	60	9	175	22.8%
1999-00	762	134	50	16	200	26.2%
2000-01	754	133	70	24	227	30.1%
2001-02	842	154	66	20	240	28.5%
2002-03	875	185	75	18	278	31.8%
2003-04	900	195	91	24	310	34.4%
2004-05	970	137	89	22	248	25.6%
2005-06	1,041	160	109	28	297	28.5%
2006-07	1,050	163	96	27	286	27.2%
2007-08	1,089	171	124	26	321	29.5%

SOURCE: Registrar

## History of Graduates

In 1891 Elon University's first graduating class consisted of 3 students. Elon has graduated approximately 29,000 students since it first began awarding degrees.

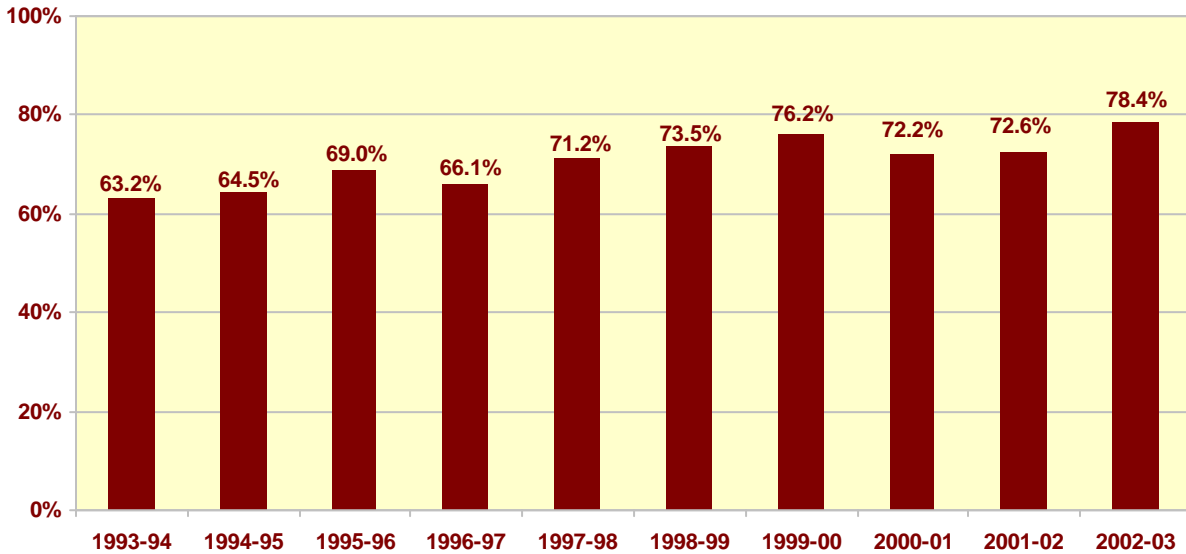
<b>Elon University</b>							
<b>Year</b>	<b>Graduates</b>	<b>Year</b>	<b>Graduates</b>	<b>Year</b>	<b>Graduates</b>	<b>Year</b>	<b>Graduates</b>
1891	3	1923	41	1955	100	1987	493
1892	1	1924	34	1956	133	1988	494
1893	10	1925	41	1957	151	1989	597
1894	8	1926	31	1958	165	1990	599
1895	5	1927	51	1959	198	1991	656
1896	10	1928	55	1960	146	1992	656
1897	2	1929	56	1961	131	1993	659
1898	7	1930	57	1962	135	1994	594
1899	12	1931	48	1963	134	1995	698
1900	5	1932	60	1964	144	1996	706
1901	7	1933	44	1965	159	1997	704
1902	8	1934	34	1966	209	1998	723
1903	5	1935	30	1967	183	1999	814
1904	11	1936	40	1968	233	2000	837
1905	14	1937	46	1969	310	2001	879
1906	8	1938	63	1970	314	2002	913
1907	13	1939	67	1971	330	2003	943
1908	7	1940	70	1972	359	2004	1,021
1909	9	1941	70	1973	362	2005	1,076
1910	11	1942	71	1974	322	2006	1,133
1911	17	1943	48	1975	362	2007	1,149
1912	16	1944	32	1976	440	2008	1,216
1913	11	1945	27	1977	358	<b>Total</b>	<b>29,121</b>
1914	17	1946	39	1978	367		
1915	22	1947	63	1979	353		
1916	14	1948	79	1980	357		
1917	33	1949	112	1981	382		
1918	34	1950	154	1982	404		
1919	23	1951	176	1983	449		
1920	29	1952	127	1984	440		
1921	34	1953	101	1985	468		
1922	39	1954	101	1986	451		

SOURCE: Registrar

# Graduation Rates

**Elon's most recent six-year graduation rate is 78.4% (2002-03). The most recent five-year graduation rate is 77.3% for 2003-04. When comparing selective private institutions, the national average 6-year graduation rate is 68.2%.\***

**6 Year Graduation Rate**



<b>Elon University</b>			
<b>Graduation Rates</b>			
<b>Freshman Year</b>	<b>4-Year Rate</b>	<b>5-Year Rate</b>	<b>6-Year Rate</b>
1989-90	45.9%	57.2%	58.4%
1990-91	43.2%	56.9%	58.3%
1991-92	50.1%	61.5%	62.3%
1992-93	54.7%	64.5%	64.9%
1993-94	53.0%	63.1%	63.2%
1994-95	54.8%	63.6%	64.5%
1995-96	60.4%	68.5%	69.0%
1996-97	58.5%	65.2%	66.1%
1997-98	61.6%	70.5%	71.2%
1998-99	65.3%	72.8%	73.5%
1999-00	69.3%	75.6%	76.2%
2000-01	65.2%	71.8%	72.2%
2001-02	65.8%	72.3%	72.6%
2002-03	72.0%	77.8%	78.4%
2003-04	71.4%	77.3%	NA
2004-05	74.1%	NA	NA

SOURCE: Institutional Research

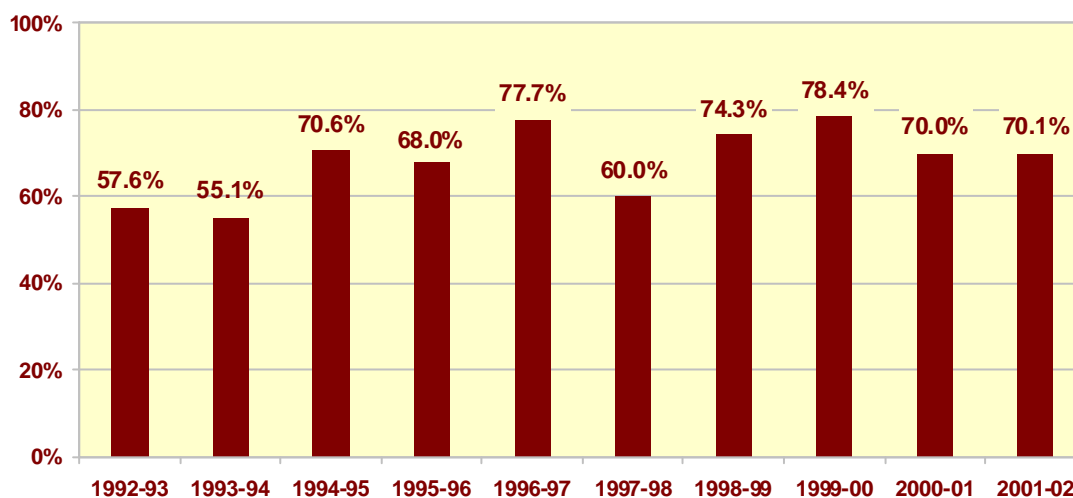
\*SOURCE: 2008: ACT, National Collegiate Retention and Persistence to Degree Rates (Bachelor's and Master's)



## Athletic Graduation Rates

The current 6-year athletic graduation rate is 70.1%.

***Athletes 6 Year Graduation Rate***



<b>Elon University</b>		
<b>6 Year Graduation Rates</b>		
<b>Freshman Year</b>	<b>Athletes</b>	<b>All Students</b>
1991-92	64.7%	62.3%
1992-93	57.6%	64.9%
1993-94	55.1%	63.2%
1994-95	70.6%	64.5%
1995-96	68.0%	69.0%
1996-97	77.7%	66.1%
1997-98	60.0%	71.2%
1998-99	74.3%	73.5%
1999-00	78.4%	76.2%
2000-01	70.0%	72.2%
2001-02	70.1%	72.6%
2002-03	NA	78.4%

*Student Athletes are athletes that receive athletic aid upon initial enrollment into the institution*

SOURCE: Institutional Research & Athletics