

ELON

UNIVERSITY

FACT BOOK

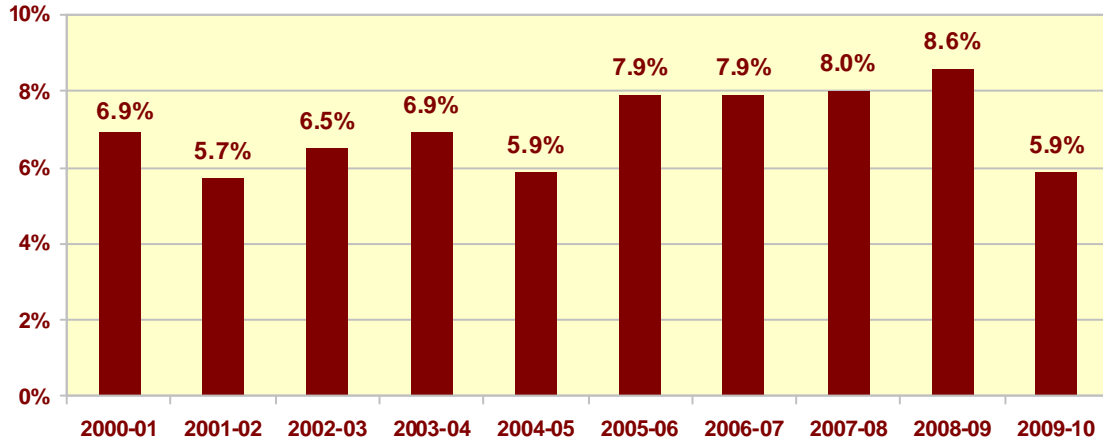
Finances 2009-2010

| | |
|----------------------------|---|
| Tuition & Fees | 1 |
| Board & Room Charges | 2 |
| Total Expenses | 3 |
| Endowment Dollars | 4 |

Tuition & Fees

In 2009-10 Elon increased its tuition and fees by 5.9%. Current tuition and fees at Elon total \$25,489. In 2008-09, the national average tuition and fees at private schools total \$25,143.*

Tuition & Fees Increases



| Elon University | | | | | |
|------------------------|----------------|-------------|---------------------------|-----------------|-------------------|
| Academic Year | Tuition | Fees | Tuition & Fees | Increase | % Increase |
| 1988-89 | \$5,340 | \$60 | \$5,400 | . | . |
| 1989-90 | \$6,030 | \$70 | \$6,100 | \$700 | 13.0% |
| 1990-91 | \$6,700 | \$70 | \$6,770 | \$670 | 11.0% |
| 1991-92 | \$7,400 | \$120 | \$7,520 | \$750 | 11.1% |
| 1992-93 | \$7,980 | \$130 | \$8,110 | \$590 | 7.8% |
| 1993-94 | \$8,500 | \$130 | \$8,630 | \$520 | 6.4% |
| 1994-95 | \$9,100 | \$150 | \$9,250 | \$620 | 7.2% |
| 1995-96 | \$9,750 | \$160 | \$9,910 | \$660 | 7.1% |
| 1996-97 | \$10,477 | \$190 | \$10,667 | \$757 | 7.6% |
| 1997-98 | \$11,322 | \$220 | \$11,542 | \$875 | 8.2% |
| 1998-99 | \$11,927 | \$220 | \$12,147 | \$605 | 5.2% |
| 1999-00 | \$12,671 | \$225 | \$12,896 | \$749 | 6.2% |
| 2000-01 | \$13,556 | \$225 | \$13,781 | \$885 | 6.9% |
| 2001-02 | \$14,335 | \$225 | \$14,560 | \$779 | 5.7% |
| 2002-03 | \$15,280 | \$225 | \$15,505 | \$945 | 6.5% |
| 2003-04 | \$16,325 | \$245 | \$16,570 | \$1,065 | 6.9% |
| 2004-05 | \$17,310 | \$245 | \$17,555 | \$985 | 5.9% |
| 2005-06 | \$18,699 | \$250 | \$18,949 | \$1,394 | 7.9% |
| 2006-07 | \$20,171 | \$270 | \$20,441 | \$1,492 | 7.9% |
| 2007-08 | \$21,886 | \$280 | \$22,166 | \$1,725 | 8.0% |
| 2008-09 | \$23,746 | \$330 | \$24,076 | \$1,910 | 8.6% |
| 2009-10 | \$25,159 | \$330 | \$25,489 | \$1,413 | 5.9% |

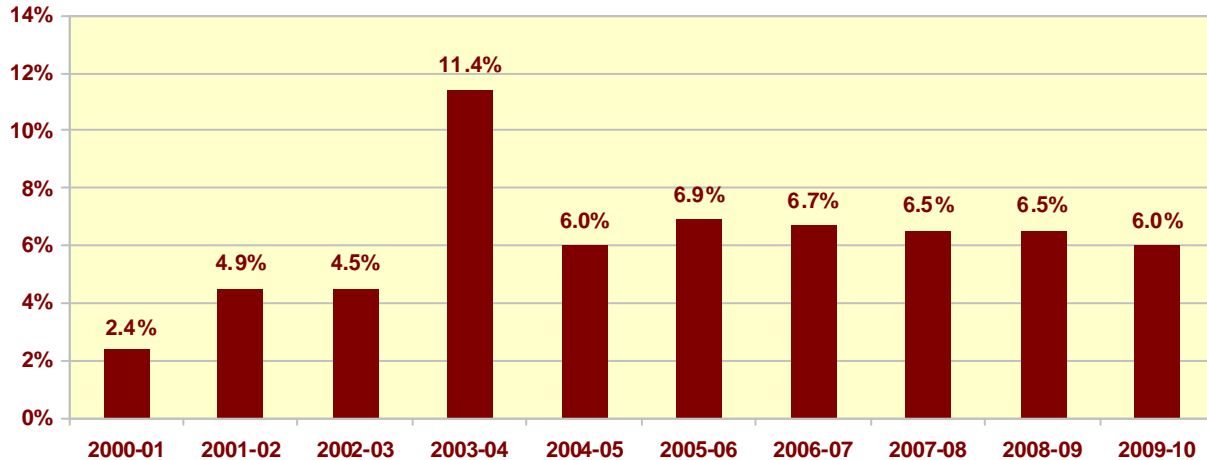
SOURCE: Institutional Research

* The Chronicle of Higher Education 2009-10 Almanac

Room & Board Charges

In 2009-10 Elon increased its room and board charges to \$8,236 (an increase of \$466 over the previous year). In 2008-09, the national average for room and board charges of a 4-year private college is \$8,989*.

Room & Board Increases



| Elon University | | | | | |
|------------------------|-------------|--------------|-------------------------|-----------------|-------------------|
| Academic Year | Room | Board | Room & Board | Increase | % Increase |
| 1988-89 | \$1,300 | \$1,650 | \$2,950 | . | . |
| 1989-90 | \$1,400 | \$1,750 | \$3,150 | \$200 | 6.8% |
| 1990-91 | \$1,450 | \$1,800 | \$3,250 | \$100 | 3.2% |
| 1991-92 | \$1,500 | \$1,850 | \$3,350 | \$100 | 3.1% |
| 1992-93 | \$1,560 | \$2,020 | \$3,580 | \$230 | 6.9% |
| 1993-94 | \$1,640 | \$2,020 | \$3,660 | \$80 | 2.2% |
| 1994-95 | \$1,772 | \$2,101 | \$3,873 | \$213 | 5.8% |
| 1995-96 | \$1,861 | \$2,227 | \$4,088 | \$215 | 5.6% |
| 1996-97 | \$1,900 | \$2,270 | \$4,170 | \$82 | 2.0% |
| 1997-98 | \$1,900 | \$2,270 | \$4,170 | \$0 | 0.0% |
| 1998-99 | \$1,994 | \$2,382 | \$4,376 | \$206 | 4.9% |
| 1999-00 | \$2,074 | \$2,477 | \$4,551 | \$175 | 4.0% |
| 2000-01 | \$2,120 | \$2,540 | \$4,660 | \$109 | 2.4% |
| 2001-02 | \$2,216 | \$2,654 | \$4,870 | \$210 | 4.5% |
| 2002-03 | \$2,336 | \$2,754 | \$5,090 | \$220 | 4.5% |
| 2003-04 | \$2,770 | \$2,900 | \$5,670 | \$580 | 11.4% |
| 2004-05 | \$2,936 | \$3,074 | \$6,010 | \$340 | 6.0% |
| 2005-06 | \$3,112 | \$3,310 | \$6,422 | \$412 | 6.9% |
| 2006-07 | \$3,320 | \$3,530 | \$6,850 | \$428 | 6.7% |
| 2007-08 | \$3,536 | \$3,760 | \$7,296 | \$446 | 6.5% |
| 2008-09 | \$3,766 | \$4,004 | \$7,770 | \$474 | 6.5% |
| 2009-10 | \$3,992 | \$4,244 | \$8,236 | \$466 | 6.0% |

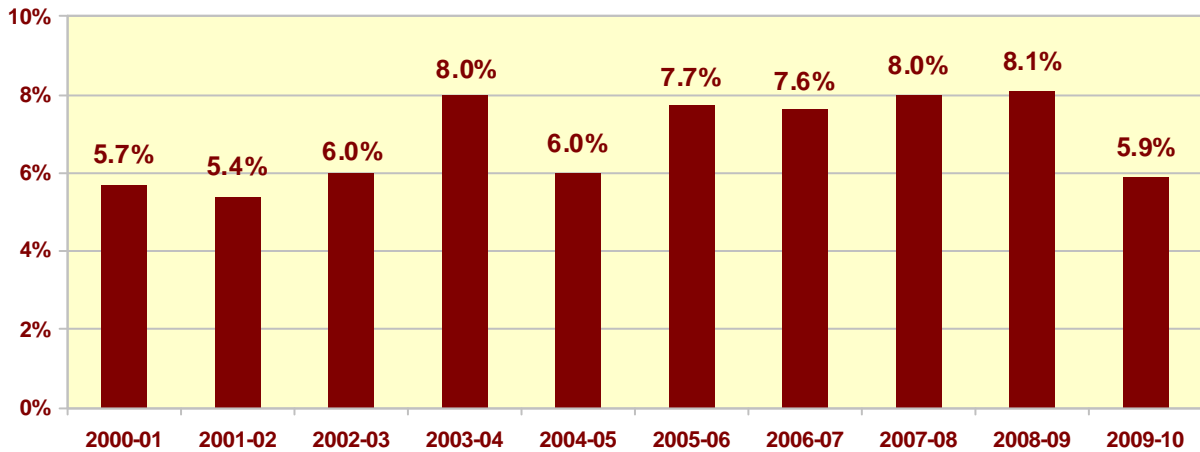
SOURCE: Institutional Research

* The Chronicle of Higher Education 2009-10 Almanac

Total Expenses

In 2009-10, the tuition plus room and board charges to attend Elon are \$33,725. In 2008-09, the national average for tuition plus room and board charges for a 4-year private college is \$34,132*.

Total Expense Increases



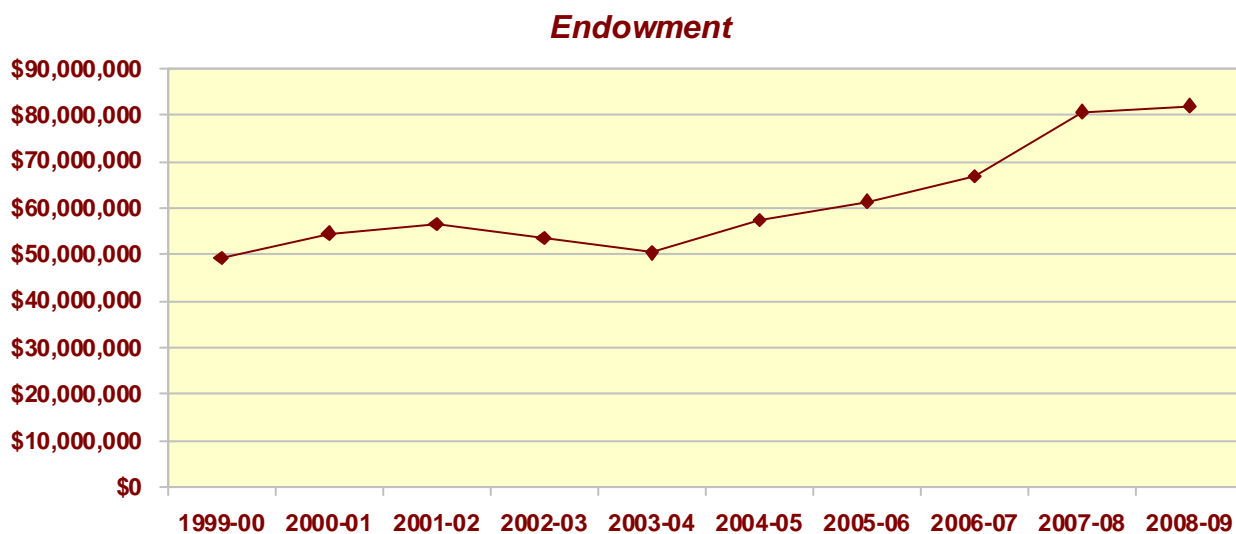
| Elon University | | | |
|------------------------|----------------------------|-----------------|-------------------|
| <u>Academic Year</u> | <u>Residential Student</u> | <u>Increase</u> | <u>% Increase</u> |
| 1988-89 | \$8,350 | . | . |
| 1989-90 | \$9,250 | \$900 | 10.8% |
| 1990-91 | \$10,020 | \$770 | 8.3% |
| 1991-92 | \$10,870 | \$850 | 8.5% |
| 1992-93 | \$11,690 | \$820 | 7.5% |
| 1993-94 | \$12,290 | \$600 | 5.1% |
| 1994-95 | \$13,123 | \$833 | 6.8% |
| 1995-96 | \$13,998 | \$875 | 6.7% |
| 1996-97 | \$14,837 | \$839 | 6.0% |
| 1997-98 | \$15,712 | \$875 | 5.9% |
| 1998-99 | \$16,523 | \$811 | 5.2% |
| 1999-00 | \$17,447 | \$924 | 5.6% |
| 2000-01 | \$18,441 | \$994 | 5.7% |
| 2001-02 | \$19,430 | \$989 | 5.4% |
| 2002-03 | \$20,595 | \$1,165 | 6.0% |
| 2003-04 | \$22,240 | \$1,645 | 8.0% |
| 2004-05 | \$23,565 | \$1,325 | 6.0% |
| 2005-06 | \$25,371 | \$1,806 | 7.7% |
| 2006-07 | \$27,291 | \$1,920 | 7.6% |
| 2007-08 | \$29,462 | \$2,171 | 8.0% |
| 2008-09 | \$31,846 | \$2,384 | 8.1% |
| 2009-10 | \$33,725 | \$1,879 | 5.9% |

SOURCE: Institutional Research

* The Chronicle of Higher Education 2009-10 Almanac

Endowment Dollars

As of June 30, 2009, Elon's endowment had a total market value of \$82 million.



| Elon University | |
|------------------------|-----------------------------------|
| <u>Academic Year</u> | <u>Total Endowment (Millions)</u> |
| 1990-91 | \$14,900,365 |
| 1991-92 | \$16,754,011 |
| 1992-93 | \$18,051,752 |
| 1993-94 | \$20,338,983 |
| 1994-95 | \$21,099,359 |
| 1995-96 | \$27,837,210 |
| 1996-97 | \$36,075,055 |
| 1997-98 | \$45,175,431 |
| 1998-99 | \$49,386,997 |
| 1999-00 | \$54,686,257 |
| 2000-01 | \$56,635,618 |
| 2001-02 | \$53,578,686 |
| 2002-03 | \$50,555,195 |
| 2003-04 | \$57,499,372 |
| 2004-05 | \$61,472,046 |
| 2005-06 | \$66,951,493 |
| 2006-07 | \$80,746,621 |
| 2007-08 | \$79,643,587 |
| 2008-09 | \$82,044,526 |

SOURCE: Annual Report for Business, Finance and Technology