

ELON UNIVERSITY

FACT BOOK

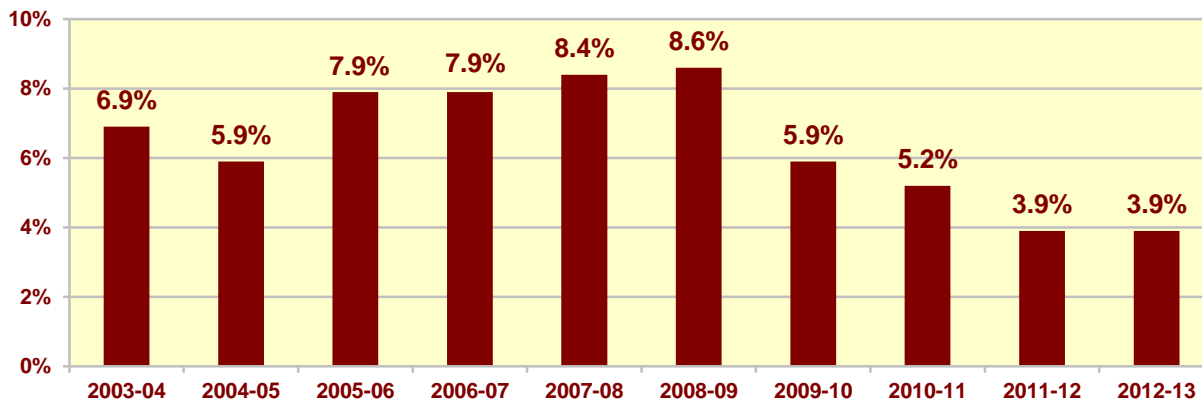
Finances 2012-2013

Tuition & Fees.....	1
Room & Board Charges.....	2
Total Expenses	3
Endowment Dollars.....	4

Tuition & Fees

In 2012-13 Elon increased tuition and fees by 3.9%. Current tuition and fees at Elon total \$28,980. In 2011-12, the national average tuition and fees at private schools total \$28,500.*

Tuition and Fees



Elon University					
Academic Year	Tuition	Fees	Tuition & Fees	Increase	% Increase
1988-89	\$5,340	\$60	\$5,400	.	.
1989-90	\$6,030	\$70	\$6,100	\$700	13.0%
1990-91	\$6,700	\$70	\$6,770	\$670	11.0%
1991-92	\$7,400	\$120	\$7,520	\$750	11.1%
1992-93	\$7,980	\$130	\$8,110	\$590	7.8%
1993-94	\$8,500	\$130	\$8,630	\$520	6.4%
1994-95	\$9,100	\$150	\$9,250	\$620	7.2%
1995-96	\$9,750	\$160	\$9,910	\$660	7.1%
1996-97	\$10,477	\$190	\$10,667	\$757	7.6%
1997-98	\$11,322	\$220	\$11,542	\$875	8.2%
1998-99	\$11,927	\$220	\$12,147	\$605	5.2%
1999-00	\$12,671	\$225	\$12,896	\$749	6.2%
2000-01	\$13,556	\$225	\$13,781	\$885	6.9%
2001-02	\$14,335	\$225	\$14,560	\$779	5.7%
2002-03	\$15,280	\$225	\$15,505	\$945	6.5%
2003-04	\$16,325	\$245	\$16,570	\$1,065	6.9%
2004-05	\$17,310	\$245	\$17,555	\$985	5.9%
2005-06	\$18,699	\$250	\$18,949	\$1,394	7.9%
2006-07	\$20,171	\$270	\$20,441	\$1,492	7.9%
2007-08	\$21,886	\$280	\$22,166	\$1,725	8.4%
2008-09	\$23,746	\$330	\$24,076	\$1,910	8.6%
2009-10	\$25,159	\$330	\$25,489	\$1,413	5.9%
2010-11	\$26,480	\$347	\$26,827	\$1,338	5.2%
2011-12	\$27,534	\$347	\$27,881	\$1,054	3.9%
2012-13	\$28,633	\$347	\$28,980	\$1,099	3.9%

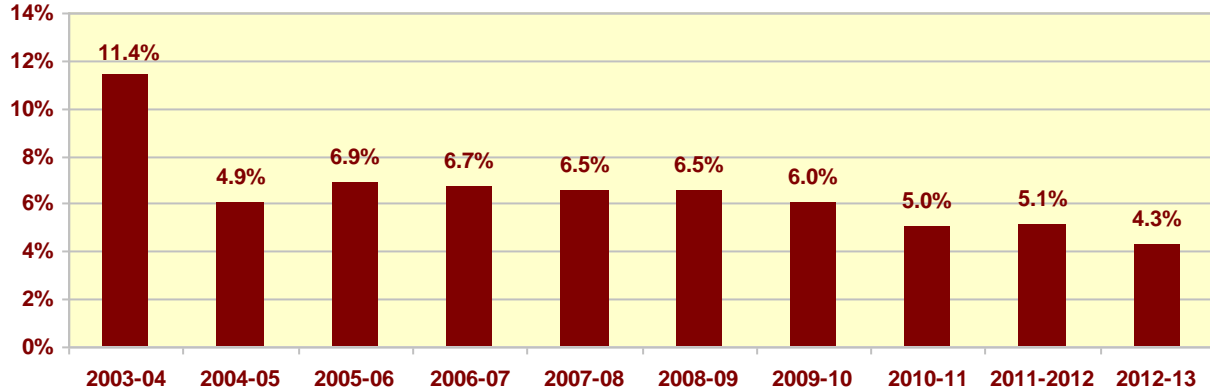
SOURCE: Institutional Research

* The Chronicle of Higher Education 2012 Almanac

Room & Board Charges

In 2012-13 Elon increased room and board charges to \$9,480 (an increase of \$390 over the previous year). In 2011-12, the national average for room and board charges of a 4-year private college is \$10,089*.

Room & Board Increases



Elon University					
Academic Year	Room	Board	Room & Board	Increase	% Increase
1988-89	\$1,300	\$1,650	\$2,950	.	.
1989-90	\$1,400	\$1,750	\$3,150	\$200	6.8%
1990-91	\$1,450	\$1,800	\$3,250	\$100	3.2%
1991-92	\$1,500	\$1,850	\$3,350	\$100	3.1%
1992-93	\$1,560	\$2,020	\$3,580	\$230	6.9%
1993-94	\$1,640	\$2,020	\$3,660	\$80	2.2%
1994-95	\$1,772	\$2,101	\$3,873	\$213	5.8%
1995-96	\$1,861	\$2,227	\$4,088	\$215	5.6%
1996-97	\$1,900	\$2,270	\$4,170	\$82	2.0%
1997-98	\$1,900	\$2,270	\$4,170	\$0	0.0%
1998-99	\$1,994	\$2,382	\$4,376	\$206	4.9%
1999-00	\$2,074	\$2,477	\$4,551	\$175	4.0%
2000-01	\$2,120	\$2,540	\$4,660	\$109	2.4%
2001-02	\$2,216	\$2,654	\$4,870	\$210	4.5%
2002-03	\$2,336	\$2,754	\$5,090	\$220	4.5%
2003-04	\$2,770	\$2,900	\$5,670	\$580	11.4%
2004-05	\$2,936	\$3,074	\$6,010	\$340	6.0%
2005-06	\$3,112	\$3,310	\$6,422	\$412	6.9%
2006-07	\$3,320	\$3,530	\$6,850	\$428	6.7%
2007-08	\$3,536	\$3,760	\$7,296	\$446	6.5%
2008-09	\$3,766	\$4,004	\$7,770	\$474	6.5%
2009-10	\$3,992	\$4,244	\$8,236	\$466	6.0%
2010-11	\$4,192	\$4,456	\$8,648	\$412	5.0%
2011-12	\$4,440	\$4,650	\$9,090	\$442	5.1%
2012-13	\$4,690	\$4,790	\$9,480	\$390	4.3%

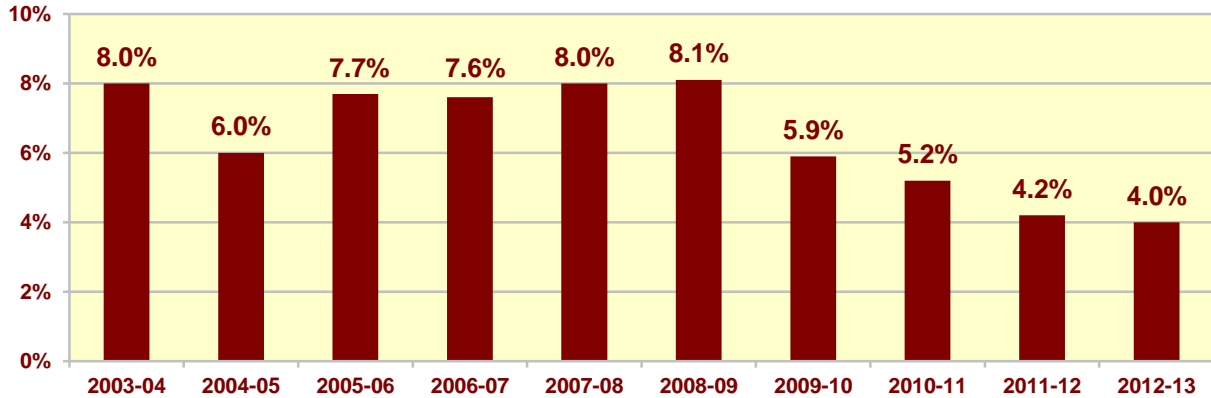
SOURCE: Institutional Research

* The Chronicle of Higher Education 2012 Almanac

Total Expenses

In 2012-13, the tuition plus room and board charges to attend Elon were \$38,460. In 2011-12, the national average for tuition plus room and board charges for a 4-year private college was \$38,589*.

Total Expense Increases



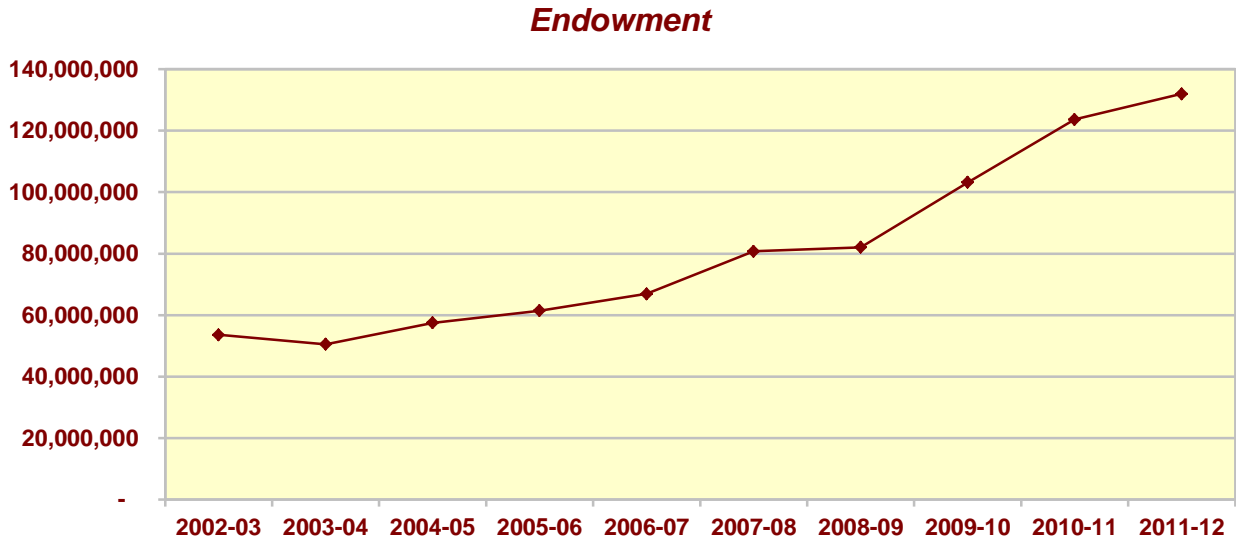
Elon University			
Academic Year	Residential Student	Increase	% Increase
1988-89	\$8,350	.	.
1989-90	\$9,250	\$900	10.8%
1990-91	\$10,020	\$770	8.3%
1991-92	\$10,870	\$850	8.5%
1992-93	\$11,690	\$820	7.5%
1993-94	\$12,290	\$600	5.1%
1994-95	\$13,123	\$833	6.8%
1995-96	\$13,998	\$875	6.7%
1996-97	\$14,837	\$839	6.0%
1997-98	\$15,712	\$875	5.9%
1998-99	\$16,523	\$811	5.2%
1999-00	\$17,447	\$924	5.6%
2000-01	\$18,441	\$994	5.7%
2001-02	\$19,430	\$989	5.4%
2002-03	\$20,595	\$1,165	6.0%
2003-04	\$22,240	\$1,645	8.0%
2004-05	\$23,565	\$1,325	6.0%
2005-06	\$25,371	\$1,806	7.7%
2006-07	\$27,291	\$1,920	7.6%
2007-08	\$29,462	\$2,171	8.0%
2008-09	\$31,846	\$2,384	8.1%
2009-10	\$33,725	\$1,879	5.9%
2010-11	\$35,475	\$1,750	5.2%
2011-12	\$36,971	\$1,496	4.2%
2012-13	\$38,460	\$1,489	4.0%

SOURCE: Institutional Research

* The Chronicle of Higher Education 2012 Almanac

Endowment Dollars

Elon's endowment had a total market value of \$132 million.



Elon University	
Academic Year	Total Endowment
1990-91	\$14,900,365
1991-92	\$16,754,011
1992-93	\$18,051,752
1993-94	\$20,338,983
1994-95	\$21,099,359
1995-96	\$27,837,210
1996-97	\$36,075,055
1997-98	\$45,175,431
1998-99	\$49,386,997
1999-00	\$54,686,257
2000-01	\$56,635,618
2001-02	\$53,578,686
2002-03	\$50,555,195
2003-04	\$57,499,372
2004-05	\$61,472,046
2005-06	\$66,951,493
2006-07	\$80,746,621
2007-08	\$79,643,587
2008-09	\$82,044,526
2009-10	\$103,177,327
2010-11	\$123,655,732
2011-12	\$132,000,420

SOURCE: Annual Report for Business, Finance and Technology