

# ELON UNIVERSITY

## FACT BOOK

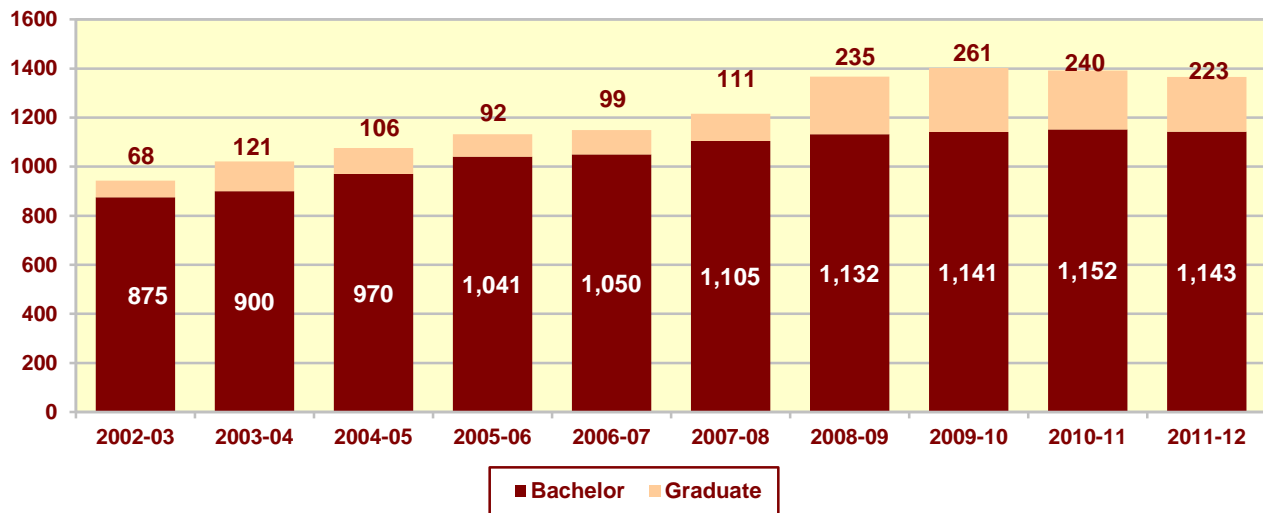
### Graduation 2012-2013

Degrees Awarded .....	1
Degrees by Discipline.....	2
Honor Graduates.....	5
History of Graduates .....	6
Graduation Rates .....	7
Athletic Graduation Rates .....	8

## Degrees Awarded

In 2011-12, Elon awarded 1,143\* undergraduate degrees.

*Degrees Awarded*



### Elon University Degrees Awarded

Year	AB	BS	BSBA	BFA	MBA	MED	iMed	MPT	DPT	LAW	Bachelor	Graduate	Total
1994-95	454	195	-	3	41	5	-	-	-	-	652	46	698
1995-96	426	233	-	6	28	13	-	-	-	-	665	41	706
1996-97	415	226	-	7	46	10	-	-	-	-	648	56	704
1997-98	422	265	-	4	23	9	-	-	-	-	691	32	723
1998-99	440	321	-	6	33	14	-	-	-	-	767	47	814
1999-00	438	314	-	10	23	8	-	44	-	-	762	75	837
2000-01	427	314	-	13	49	24	-	51	-	-	754	124	878
2001-02	487	346	-	9	23	3	-	45	-	-	842	71	913
2002-03	516	339	-	20	27	17	-	24	-	-	875	68	943
2003-04	544	336	-	20	45	20	-	23	33	-	900	121	1,021
2004-05	625	327	-	18	27	27	-	-	52	-	970	106	1,076
2005-06	618	397	-	26	25	30	-	-	37	-	1,041	92	1,133
2006-07	609	418	-	23	37	29	-	-	33	-	1,050	99	1,149
2007-08	658	425	-	22	39	27	-	-	45	-	1,105	111	1,216
2008-09	637	451	-	44	44	45	-	-	37	107	1,132	235	1,367
2009-10	653	447	-	42	53	35	36	-	39	98	1,141	261	1,403
2010-11	669	322	117	44	38	39	32	-	33	98	1,152	239	1,391
2011-12	644	284	177	38	47	25	41	-	0*	110	1,143	223*	1,366

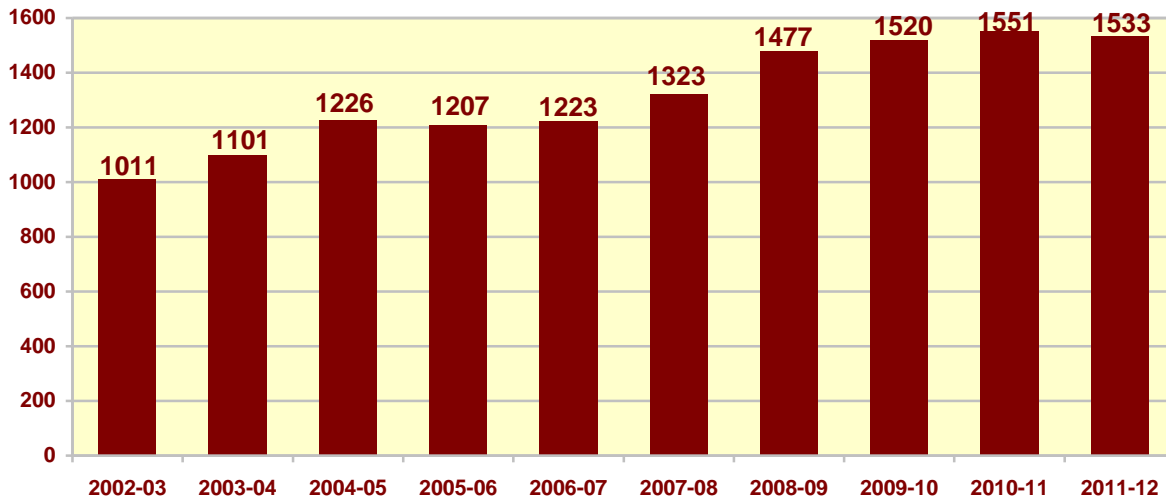
SOURCE: Registrar

\*Summer graduates will be added in August and DPT graduates will be added in December

## Degrees by Discipline

Including double, triple and graduate degrees, Elon awarded 1,533 degrees in 2011-12. The top two disciplines with the highest number of degrees awarded were Strategic Communications with 121, followed by Marketing with 82.

*Total Degrees Awarded  
Including Doubles & Triples*



The following tables show total degrees awarded by discipline for graduate and undergraduate majors.

Majors	2002-03	2003-04	2004-05	2005-06	2006-07	2007-08	2008-09	2009-10	2010-11	2011-12
<b>Undergraduate</b>	943	980	1120	1,115	1,124	1,212	1,242	1,259	1,312	1,310
<b>Graduate</b>	68	121	106	92	99	111	235	261	239	223*
<b>TOTAL</b>	<b>1,011</b>	<b>1,101</b>	<b>1,226</b>	<b>1,207</b>	<b>1,223</b>	<b>1,323</b>	<b>1,477</b>	<b>1,520</b>	<b>1,551</b>	<b>1,533</b>

\*Summer graduates will be added in August and DPT graduates will be added in December

Majors	2002-03	2003-04	2004-05	2005-06	2006-07	2007-08	2008-09	2009-10	2010-11	2011-12
<b>MBA</b>	27	45	27	25	37	39	46	53	38	47
<b>MED</b>	17	20	27	30	29	27	45	35	38	25
<b>MPT</b>	24	23	-	-	-	-	-	-	-	-
<b>iMed</b>	-	-	-	-	-	-	-	36	32	41
<b>DPT</b>	-	33	52	37	33	45	37	39	33	0*
<b>LAW</b>	-	-	-	-	-	-	107	98	98	110
<b>TOTAL</b>	<b>68</b>	<b>121</b>	<b>106</b>	<b>92</b>	<b>99</b>	<b>111</b>	<b>235</b>	<b>261</b>	<b>239</b>	<b>223*</b>

	2001-02	2002-03	2003-04	2004-05	2005-06	2006-07	2007-08	2008-09	2009-10	2010-11	2011-12
<b>College of Arts and Sciences</b>											
Anthropology	-	-	-	-	-	-	3	3	8	9	6
Applied Mathematics	-	-	-	-	-	-	-	-	-	-	1
Art	22	23	31	24	16	23	24	14	20	15	15
Art History	-	-	-	-	-	-	-	7	2	9	10
Biochemistry	-	-	-	-	-	-	-	-	1	9	11
Biology	20	30	37	26	34	33	44	55	38	37	34
Chemistry	7	4	8	4	11	7	5	10	8	9	3
Chemistry/Chemical Engineering	-	-	-	-	1	-	-	-	-	-	-
Computer Information Systems	-	1	10	13	5	3	11	17	5	12	8
Computer Science	13	9	6	9	4	8	8	10	5	13	9
Computer Science/Engineering	-	-	1	-	-	-	-	3	-	-	-
Dance	-	-	1	3	5	6	13	2	5	1	-
Dance Performance/Choreography	-	-	-	-	-	-	-	7	9	8	3
Engineering	-	-	-	-	-	-	-	-	2	-	-
Engineering Mathematics	-	-	-	3	1	2	1	-	1	1	3
Engineering Physics	-	-	-	-	1	5	1	3	3	2	4
English	26	34	46	37	41	43	34	52	40	42	44
Environmental & Ecological Science	-	-	-	-	-	-	-	-	-	1	6
Environmental Studies	8	9	11	6	2	11	11	21	17	22	18
Environmental Studies/Env. Engineering	-	-	-	-	-	-	-	-	-	-	1
Exercise Science	-	17	14	25	50	50	51	47	58	41	62
French	5	1	1	3	2	2	-	-	5	4	3
History	23	30	24	23	29	38	35	37	32	34	28
Human Services	39	42	28	40	42	43	49	29	35	21	35
Independent	1	-	1	3	-	3	1	-	4	3	2
International Studies	18	18	16	44	34	33	59	51	39	73	60
Mathematics	13	12	10	10	9	7	7	20	27	16	21
Medical Technology	-	-	-	1	-	-	-	-	-	-	1
Music	6	3	2	4	7	4	2	6	1	3	4
General Music	-	-	-	-	-	-	-	-	-	-	-
Music Education	5	6	4	1	8	6	2	8	3	6	2
Music Performance	1	8	2	-	2	2	7	5	5	6	7
Music Technology	-	-	-	-	-	-	-	1	5	8	1
Music Theatre	6	17	16	11	19	14	13	24	21	22	21
Philosophy	8	12	6	9	14	11	4	13	9	9	9
Physics	2	4	2	2	2	6	7	6	8	3	7
Political Science	29	28	32	54	44	37	73	54	42	71	55
Psychology	59	48	52	69	79	63	79	59	74	69	73
Public Administration	9	8	10	17	17	9	11	10	9	9	7
Public Health Studies	-	-	-	-	-	-	-	-	-	-	4
Religious Studies	9	5	13	10	8	14	14	9	7	8	13
Science Education	-	2	-	3	3	1	1	2	1	3	3
Social Science Education	3	1	2	-	3	-	-	-	-	-	-
Sociology	8	18	21	22	16	17	18	15	12	9	12
Spanish	11	8	11	11	8	12	7	9	9	10	14
Statistics	-	-	-	-	-	-	-	-	-	3	3
Theatre Art	5	12	8	12	8	12	11	13	12	12	13
Theatre Studies	-	-	-	-	1	2	3	-	7	3	5
Theatrical Design & Production	-	-	-	3	3	3	2	6	7	2	6
<b>Total</b>	<b>356</b>	<b>410</b>	<b>426</b>	<b>502</b>	<b>529</b>	<b>530</b>	<b>611</b>	<b>628</b>	<b>596</b>	<b>638</b>	<b>647</b>

	2001-02	2002-03	2003-04	2004-05	2005-06	2006-07	2007-08	2008-09	2009-10	2010-11	2011-12
<b>School of Communications</b>											
Communications	156	156	177	204	185	181	176	186	109	6	3
Communication Science	-	-	-	-	-	-	-	-	-	4	6
Journalism	18	18	18	23	22	26	34	24	42	33	41
Media Arts and Entertainment	-	-	-	-	-	-	-	-	23	64	62
Sport and Event Management	29	31	21	29	41	40	36	36	36	38	32
Strategic Communications	-	-	-	-	-	-	-	-	64	143	121
<b>Total</b>	<b>203</b>	<b>205</b>	<b>216</b>	<b>256</b>	<b>248</b>	<b>247</b>	<b>246</b>	<b>246</b>	<b>274</b>	<b>288</b>	<b>265</b>

	2001-02	2002-03	2003-04	2004-05	2005-06	2006-07	2007-08	2008-09	2009-10	2010-11	2011-12
<b>School of Education</b>											
Athletic Training	-	-	-	2	7	6	2	5	6	-	-
Elementary Education	56	53	61	61	55	56	44	58	60	41	38
Health Education	3	-	-	1	-	1	-	-	-	-	-
Middle Grades Education	2	7	6	4	5	7	6	8	7	5	6
Physical Education	12	7	8	9	4	4	1	2	-	-	-
Physical Education and Health	-	-	-	-	-	2	6	-	4	3	3
Special Education	19	15	11	18	11	4	10	11	9	8	8
Sports Medicine	44	22	19	9	-	-	-	-	-	-	-
<b>Total</b>	<b>136</b>	<b>104</b>	<b>105</b>	<b>104</b>	<b>82</b>	<b>80</b>	<b>69</b>	<b>84</b>	<b>86</b>	<b>57</b>	<b>55</b>

	2001-02	2002-03	2003-04	2004-05	2005-06	2006-07	2007-08	2008-09	2009-10	2010-11	2011-12
<b>Love School of Business</b>											
Accounting	33	25	29	38	48	46	55	51	56	58	60
Business Administration	191	188	194	206	196	208	212	213	221	98	57
Economics	13	11	10	14	12	13	19	20	26	40	22
Entrepreneurship	-	-	-	-	-	-	-	-	-	7	22
Finance	-	-	-	-	-	-	-	-	-	53	73
International Business	-	-	-	-	-	-	-	-	-	-	5
Management	-	-	-	-	-	-	-	-	-	17	22
Marketing	-	-	-	-	-	-	-	-	-	56	82
<b>Total</b>	<b>237</b>	<b>224</b>	<b>233</b>	<b>258</b>	<b>256</b>	<b>267</b>	<b>286</b>	<b>284</b>	<b>303</b>	<b>329</b>	<b>343</b>
<b>Total Undergraduate</b>	<b>932</b>	<b>943</b>	<b>980</b>	<b>1,120</b>	<b>1,115</b>	<b>1,124</b>	<b>1,212</b>	<b>1,242</b>	<b>1,259</b>	<b>1,312</b>	<b>1,310</b>

	2001-02	2002-03	2003-04	2004-05	2005-06	2006-07	2007-08	2008-09	2009-10	2010-11	2011-12
<b>Graduate</b>											
iMedia	-	-	-	-	-	-	-	-	36	32	41
MBA	23	27	45	27	25	37	39	46	53	38	47
MED	3	17	20	27	30	29	27	45	35	38	25
MPT	45	24	23	-	-	-	-	-	-	-	-
DPT	-	-	33	52	37	33	45	37	39	33	0*
Law	-	-	-	-	-	-	-	107	98	98	110
<b>Total Graduate</b>	<b>71</b>	<b>68</b>	<b>121</b>	<b>106</b>	<b>92</b>	<b>99</b>	<b>111</b>	<b>235</b>	<b>261</b>	<b>206</b>	<b>223</b>

**DOUBLE AND TRIPLE MAJORS INCLUDED**

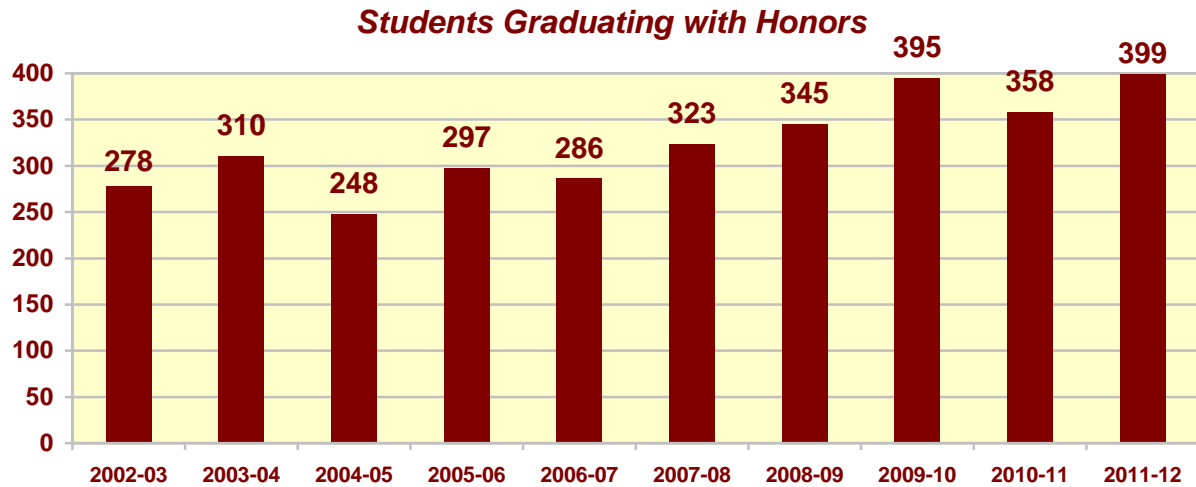
SOURCE: Registrar

Figures include double and triple majors

\*Summer graduates will be added in August and DPT graduates will be added in December

## Honor Graduates

In 2011-12 Elon had 399 honor graduates, or 34.9% of all undergraduates (unduplicated headcount).



<b>Elon University</b>						
<u>Academic Year</u>	<u>Total Under-graduates</u>	<u>Cumma</u>	<u>Magna</u>	<u>Summa</u>	<u>Total Honors</u>	<u>Percent of Total</u>
1989-90	599	47	18	12	77	12.9%
1990-91	620	60	15	7	82	13.2%
1991-92	624	55	28	13	96	15.4%
1992-93	618	59	22	16	97	15.7%
1993-94	535	44	21	11	76	14.2%
1994-95	652	75	36	12	123	18.9%
1995-96	665	95	35	8	138	20.8%
1996-97	648	83	37	7	127	19.6%
1997-98	691	109	35	17	161	23.3%
1998-99	767	106	60	9	175	22.8%
1999-00	762	134	50	16	200	26.2%
2000-01	754	133	70	24	227	30.1%
2001-02	842	154	66	20	240	28.5%
2002-03	875	185	75	18	278	31.8%
2003-04	900	195	91	24	310	34.4%
2004-05	970	137	89	22	248	25.6%
2005-06	1,041	160	109	28	297	28.5%
2006-07	1,050	163	96	27	286	27.2%
2007-08	1,105	173	124	26	323	29.2%
2008-09	1,132	185	132	28	345	30.5%
2009-10	1,142	220	145	30	395	34.6%
2010-11	1,152	195	135	32	362	31.8%
2011-12	1,143	211	155	33	399	34.9%

SOURCE: Registrar

\*Summer graduates will be added in August and DPT graduates will be added in December

## History of Graduates

In 1891 Elon University's first graduating class consisted of 3 students. Elon has graduated over 34,000 students since it first began awarding degrees.

<b>Elon University</b>							
<u>Year</u>	<u>Graduates</u>	<u>Year</u>	<u>Graduates</u>	<u>Year</u>	<u>Graduates</u>	<u>Year</u>	<u>Graduates</u>
1891	3	1923	41	1955	100	1987	493
1892	1	1924	34	1956	133	1988	494
1893	10	1925	41	1957	151	1989	597
1894	8	1926	31	1958	165	1990	599
1895	5	1927	51	1959	198	1991	656
1896	10	1928	55	1960	146	1992	656
1897	2	1929	56	1961	131	1993	659
1898	7	1930	57	1962	135	1994	594
1899	12	1931	48	1963	134	1995	698
1900	5	1932	60	1964	144	1996	706
1901	7	1933	44	1965	159	1997	704
1902	8	1934	34	1966	209	1998	723
1903	5	1935	30	1967	183	1999	814
1904	11	1936	40	1968	233	2000	837
1905	14	1937	46	1969	310	2001	879
1906	8	1938	63	1970	314	2002	913
1907	13	1939	67	1971	330	2003	943
1908	7	1940	70	1972	359	2004	1,021
1909	9	1941	70	1973	362	2005	1,076
1910	11	1942	71	1974	322	2006	1,133
1911	17	1943	48	1975	362	2007	1,149
1912	16	1944	32	1976	440	2008	1,216
1913	11	1945	27	1977	358	2009	1,367
1914	17	1946	39	1978	367	2010	1,403
1915	22	1947	63	1979	353	2011	1,392
1916	14	1948	79	1980	357	2012	1,366*
1917	33	1949	112	1981	382	<b>Total</b>	<b>34,649</b>
1918	34	1950	154	1982	404		
1919	23	1951	176	1983	449		
1920	29	1952	127	1984	440		
1921	34	1953	101	1985	468		
1922	39	1954	101	1986	451		

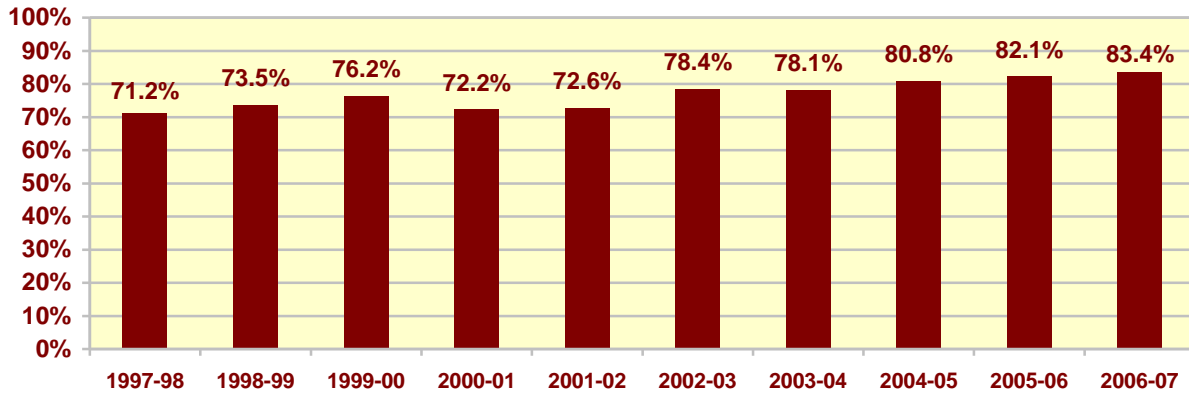
SOURCE: Registrar

\*Summer graduates will be added in August and DPT graduates will be added in December

# Graduation Rates

Elon's most recent six-year graduation rate is 83.4% (2006-07). The most recent five-year graduation rate is 81.1% for 2007-08. When comparing selective private institutions, the national average 6-year graduation rate is 66.8%.\*\*

## 6-Year Graduation Rates



<b>Elon University</b>			
<b>Graduation Rates</b>			
<b>Freshman Year</b>	<b>4-Year Rate</b>	<b>5-Year Rate</b>	<b>6-Year Rate</b>
1989-90	45.9%	57.2%	58.4%
1990-91	43.2%	56.9%	58.3%
1991-92	50.1%	61.5%	62.3%
1992-93	54.7%	64.5%	64.9%
1993-94	53.0%	63.1%	63.2%
1994-95	54.8%	63.6%	64.5%
1995-96	60.4%	68.5%	69.0%
1996-97	58.5%	65.2%	66.1%
1997-98	61.6%	70.5%	71.2%
1998-99	65.3%	72.8%	73.5%
1999-00	69.3%	75.6%	76.2%
2000-01	65.2%	71.8%	72.2%
2001-02	65.8%	72.3%	72.6%
2002-03	72.0%	77.8%	78.4%
2003-04	71.4%	77.3%	78.2%
2004-05	74.1%	80.3%	80.8%
2005-06	77.5%	81.6%	82.1%
2006-07*	77.2%	82.6%	83.4%
2007-08*	75.7%	81.1%	NA
2008-09*	75.7%	NA	NA

SOURCE: Institutional Research

\*Summer graduates will be added in August and DPT graduates will be added in December

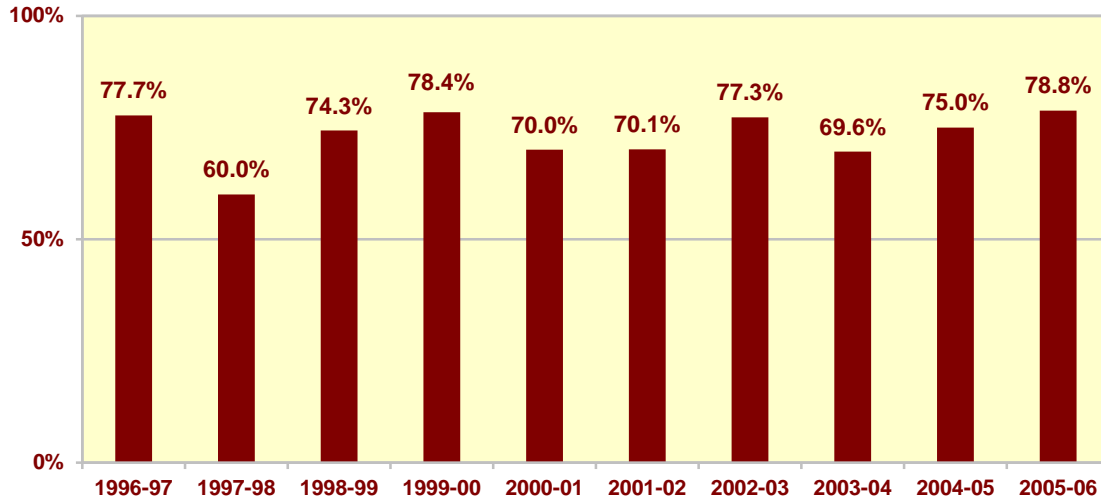
\*\*SOURCE: 2011: ACT, National Collegiate Retention and Persistence to Degree Rates (Bachelor's and Master's)



## Athletic Graduation Rates

The current 6-year athletic graduation rate is 78.8%.

**Athletes 6 Year Graduation Rate**



<b>Elon University</b>		
<b>6 Year Graduation Rates</b>		
<b>Freshman Year</b>	<b>Athletes</b>	<b>All Students</b>
1991-92	64.7%	62.3%
1992-93	57.6%	64.9%
1993-94	55.1%	63.2%
1994-95	70.6%	64.5%
1995-96	68.0%	69.0%
1996-97	77.7%	66.1%
1997-98	60.0%	71.2%
1998-99	74.3%	73.5%
1999-00	78.4%	76.2%
2000-01	70.0%	72.2%
2001-02	70.1%	72.6%
2002-03	77.3%	78.4%
2003-04	69.6%	78.2%
2004-05	75.0%	80.8%
2005-06	78.8%	82.0%
2006-07	NA	83.4%

*Student Athletes are athletes that receive athletic aid upon initial enrollment into the institution*

SOURCE: Institutional Research & Athletics